

Indiana's 7th DISTRICT

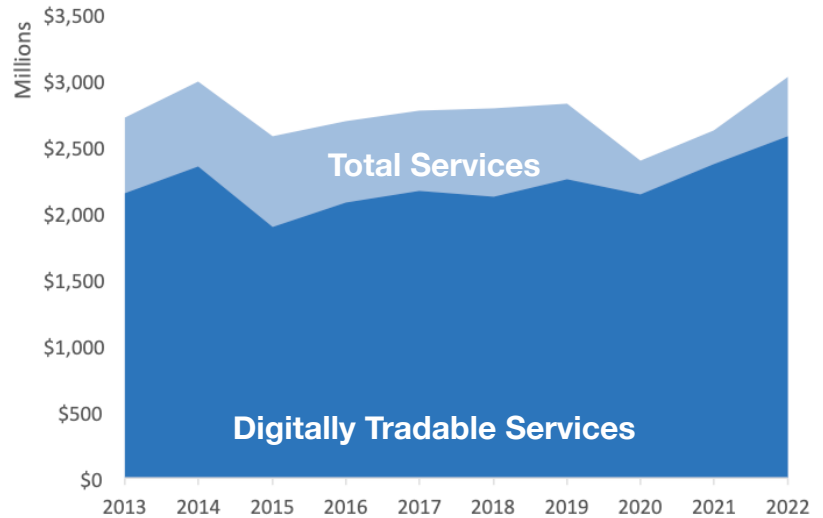
U.S. Services Supply the World

IN-7 has seen a rise in services exports, boosting economic growth and jobs. Services exports have fully recovered from Covid-related declines. In 2022, the U.S. services trade surplus was \$232 billion.

U.S. services industries are the most competitive and innovative in the world. They provide new economic opportunities and contribute to the successful production of manufacturing and agriculture in the United States and abroad.

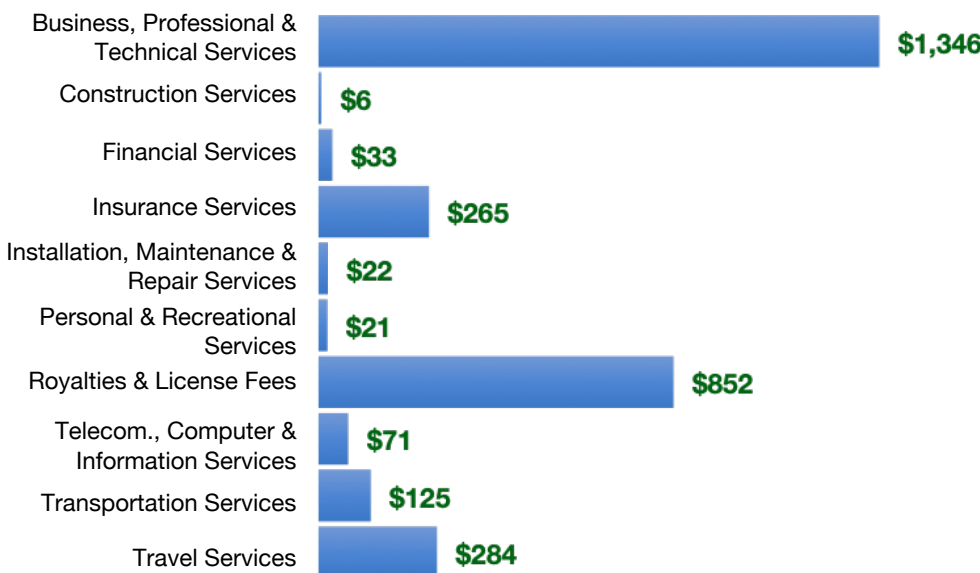
Type	2013	2019	2020	2022
Total Services	\$2.7B	\$2.8B	\$2.4B	\$3.0B
Digitally Tradable	\$2.1B	\$2.3B	\$2.1B	\$2.6B

IN-7 Services Exports



IN-7 Services Exports Support **14,940** Jobs, Including **11,350** from Digitally Tradable Services

IN-7 Services Exports by Sector, 2022 (\$ millions)



IN-7 Services Exports to Select Markets, 2022

- To China:** \$125 million in services exports supporting 700 jobs
- To Canada:** \$150 million in services exports supporting 890 jobs
- To Mexico:** \$83 million in services exports supporting 590 jobs

IN-7 Digital Services Exports to Select Markets, 2022

- To EU:** \$936 million in services exports supporting 3,950 jobs
- To UK:** \$161 million in services exports supporting 790 jobs
- To Africa:** \$25 million in services exports supporting 130 jobs
- To IPEF*:** \$552 million in services exports supporting 2,430 jobs

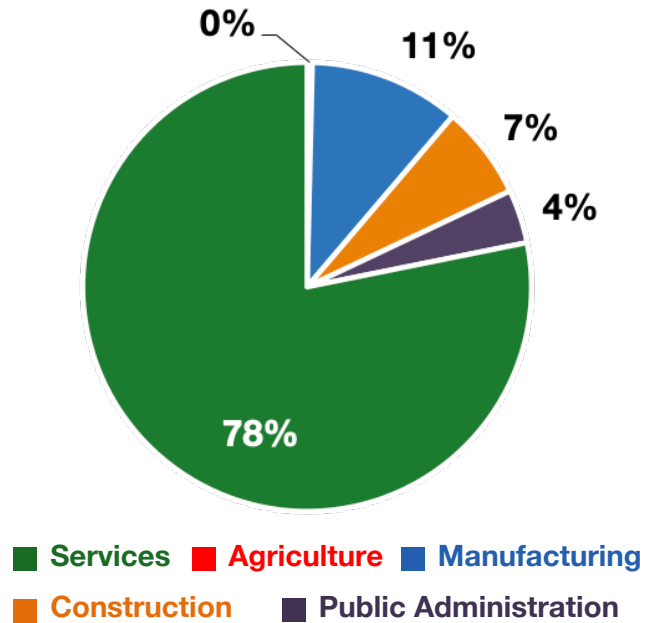
* Sources: National data from the U.S. Bureau of Economic Analysis, state export and jobs data from Trade Partnership Worldwide. "IPEF" includes the participants as of launch on July 1, 2024.

Indiana's 7th DISTRICT

Services Fuel U.S. Jobs and Growth

Services fuel America's economic growth and jobs, generating more than 77 percent of employment in the United States and 68 percent of GDP. Services are a major component of the manufacturing and agricultural sectors, and they boost the competitiveness of those sectors.

In IN-7, services accounted for 78 percent of all jobs in 2022. The top services sector for employment was educational services, and health care and social assistance, which alone employed 83,100 IN-7 workers.



IN-7 Services Industries Employ **304,300** Workers

IN-7 Jobs by Sector and Services Subsector, 2022

Agriculture, Forestry, & Mining	1,400
Construction	26,200
Manufacturing	42,300
Public Administration	15,100
Total Services	304,300
<i>Wholesale Trade</i>	8,000
<i>Retail Trade</i>	45,500
<i>Transportation, Warehousing, & Utilities</i>	32,800
<i>Information</i>	5,600
<i>Finance, Insurance, & Real Estate</i>	26,100
<i>Professional, Scientific, & Management</i>	54,000
<i>Education, Health Care, & Social Assistance</i>	83,100
<i>Arts, Entertainment, Accommodation, & Food</i>	32,900
<i>Other Services</i>	16,300