

Indiana's 5th DISTRICT

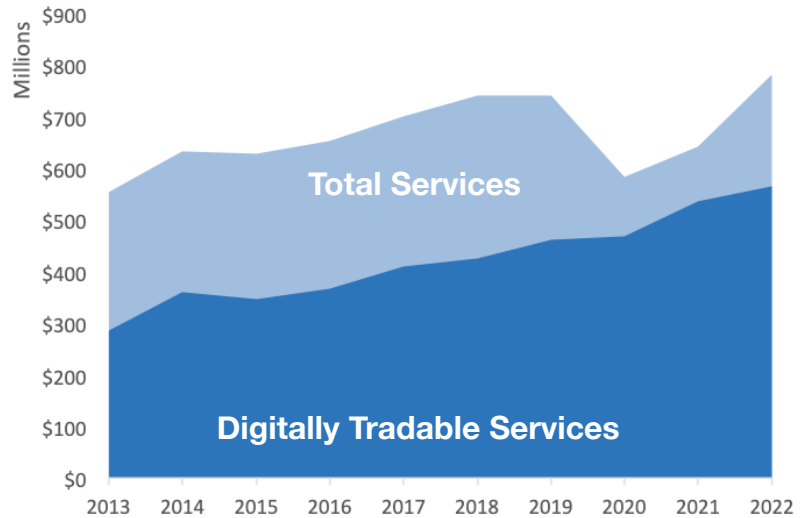
U.S. Services Supply the World

IN-5 has seen a rise in services exports, boosting economic growth and jobs. Services exports have fully recovered from Covid-related declines. In 2022, the U.S. services trade surplus was \$232 billion.

U.S. services industries are the most competitive and innovative in the world. They provide new economic opportunities and contribute to the successful production of manufacturing and agriculture in the United States and abroad.

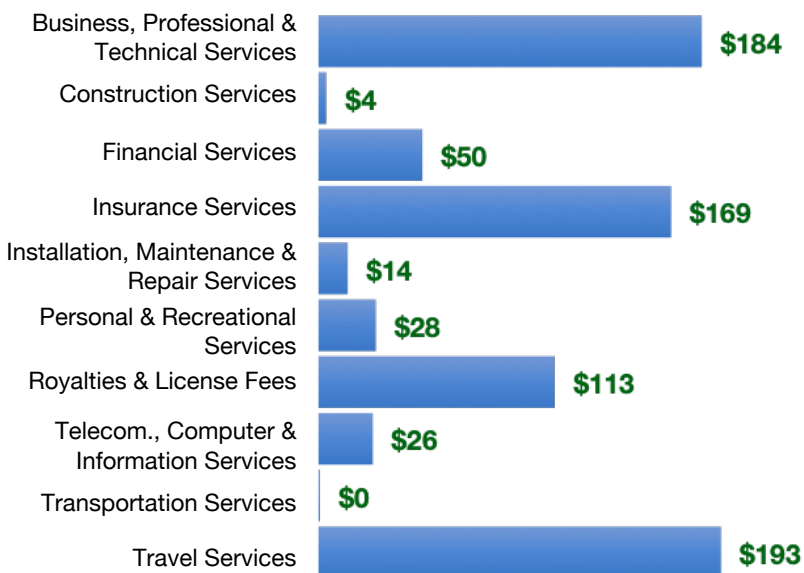
Type	2013	2019	2020	2022
Total Services	\$555M	\$740M	\$583M	\$781M
Digitally Tradable	\$286M	\$461M	\$469M	\$565M

IN-5 Services Exports



IN-5 Services Exports Support **5,140** Jobs, Including **3,120** from Digitally Tradable Services

IN-5 Services Exports by Sector, 2022 (\$ millions)



IN-5 Services Exports to Select Markets, 2022

- To China:** \$34 million in services exports supporting **250 jobs**
- To Canada:** \$70 million in services exports supporting **480 jobs**
- To Mexico:** \$44 million in services exports supporting **360 jobs**

IN-5 Digital Services Exports to Select Markets, 2022

- To EU:** \$138 million in services exports supporting **750 jobs**
- To UK:** \$66 million in services exports supporting **340 jobs**
- To Africa:** \$8.5 million in services exports supporting **60 jobs**
- To IPEF*:** \$116 million in services exports supporting **650 jobs**

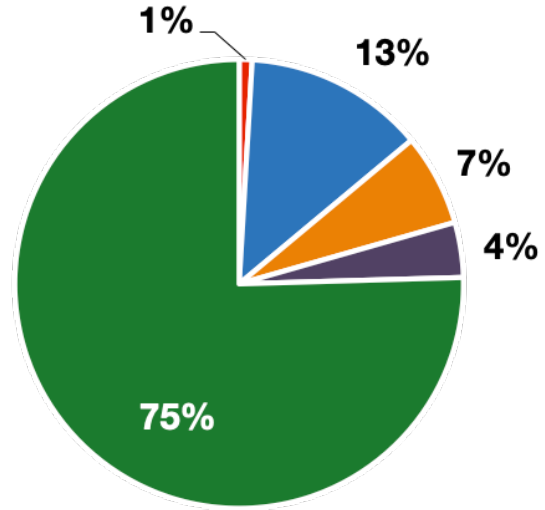
* Sources: National data from the U.S. Bureau of Economic Analysis, state export and jobs data from Trade Partnership Worldwide. "IPEF" includes the participants as of launch on July 1, 2024.
Copyright 2024. The Coalition of Services Industries. All rights reserved.

Indiana's 5th DISTRICT

Services Fuel U.S. Jobs and Growth

Services fuel America's economic growth and jobs, generating more than 77 percent of employment in the United States and 68 percent of GDP. Services are a major component of the manufacturing and agricultural sectors, and they boost the competitiveness of those sectors.

In IN-5, services accounted for 75 percent of all jobs in 2022. The top services sector for employment was educational services, and health care and social assistance, which alone employed 95,500 IN-5 workers.



■ Services
 ■ Agriculture
 ■ Manufacturing
 ■ Construction
 ■ Public Administration

IN-5 Services Industries Employ **290,600** Workers

IN-5 Jobs by Sector and Services Subsector, 2022

Agriculture, Forestry, & Mining	3,600
Construction	25,500
Manufacturing	50,100
Public Administration	15,300
Total Services	290,600
<i>Wholesale Trade</i>	6,100
<i>Retail Trade</i>	42,100
<i>Transportation, Warehousing, & Utilities</i>	16,600
<i>Information</i>	5,300
<i>Finance, Insurance, & Real Estate</i>	27,900
<i>Professional, Scientific, & Management</i>	48,900
<i>Education, Health Care, & Social Assistance</i>	95,500
<i>Arts, Entertainment, Accommodation, & Food</i>	28,100
<i>Other Services</i>	20,100