

Indiana's 2nd DISTRICT

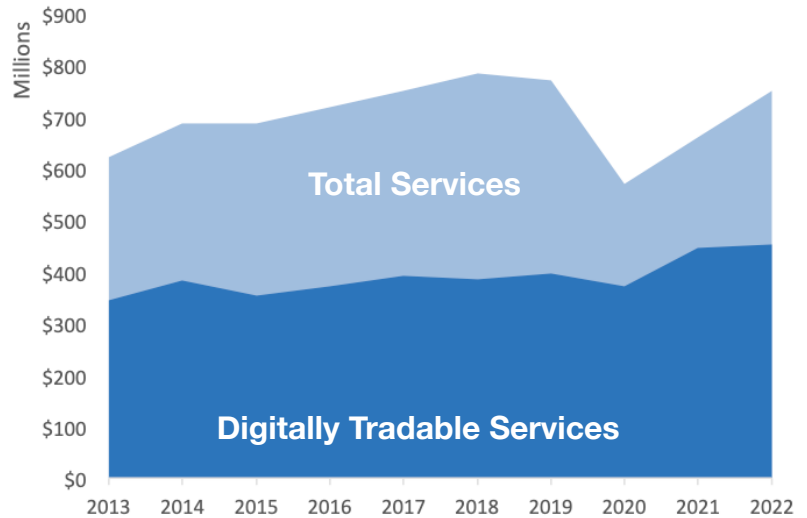
U.S. Services Supply the World

IN-2 has seen a rise in services exports, boosting economic growth and jobs. Services exports have nearly recovered from Covid-related declines. In 2022, the U.S. services trade surplus was \$232 billion.

U.S. services industries are the most competitive and innovative in the world. They provide new economic opportunities and contribute to the successful production of manufacturing and agriculture in the United States and abroad.

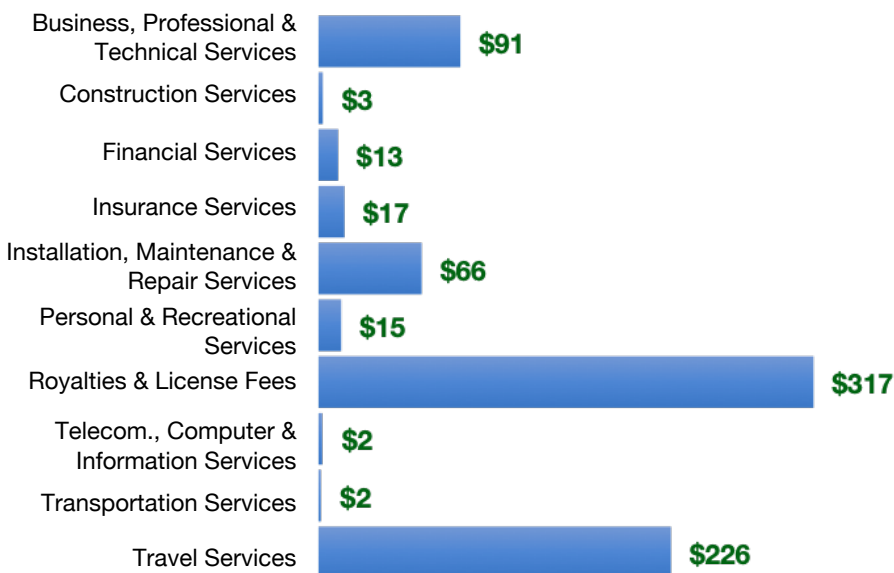
Type	2013	2019	2020	2022
Total Services	\$622M	\$771M	\$570M	\$750M
Digitally Tradable	\$345M	\$395M	\$372M	\$452M

IN-2 Services Exports



IN-2 Services Exports Support **4,770** Jobs, Including **1,970** from Digitally Tradable Services

IN-2 Services Exports by Sector, 2022 (\$ millions)



IN-2 Services Exports to Select Markets, 2022

- To China:** \$75 million in services exports supporting **590 jobs**
- To Canada:** \$43 million in services exports supporting **310 jobs**
- To Mexico:** \$32 million in services exports supporting **240 jobs**

IN-2 Digital Services Exports to Select Markets, 2022

- To EU:** \$158 million in services exports supporting **640 jobs**
- To UK:** \$24 million in services exports supporting **110 jobs**
- To Africa:** \$4.5 million in services exports supporting **30 jobs**
- To IPEF*:** \$74 million in services exports supporting **350 jobs**

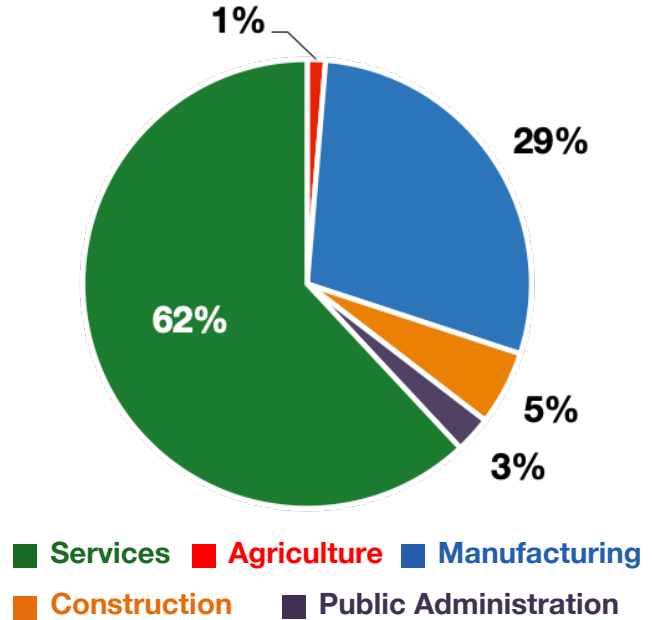
* Sources: National data from the U.S. Bureau of Economic Analysis, state export and jobs data from Trade Partnership Worldwide. "IPEF" includes the participants as of launch on July 1, 2024.

Indiana's 2nd DISTRICT

Services Fuel U.S. Jobs and Growth

Services fuel America's economic growth and jobs, generating more than 77 percent of employment in the United States and 68 percent of GDP. Services are a major component of the manufacturing and agricultural sectors, and they boost the competitiveness of those sectors.

In IN-2, services accounted for 62 percent of all jobs in 2022. The top services sector for employment was educational services, and health care and social assistance, which alone employed 78,100 IN-2 workers.



IN-2 Services Industries Employ **223,300** Workers

IN-2 Jobs by Sector and Services Subsector, 2022

Agriculture, Forestry, & Mining	4,800
Construction	19,400
Manufacturing	103,500
Public Administration	9,500
Total Services	223,300
<i>Wholesale Trade</i>	7,300
<i>Retail Trade</i>	38,400
<i>Transportation, Warehousing, & Utilities</i>	17,200
<i>Information</i>	4,000
<i>Finance, Insurance, & Real Estate</i>	13,000
<i>Professional, Scientific, & Management</i>	25,900
<i>Education, Health Care, & Social Assistance</i>	78,100
<i>Arts, Entertainment, Accommodation, & Food</i>	23,700
<i>Other Services</i>	15,700