

## Illinois' 6<sup>th</sup> DISTRICT

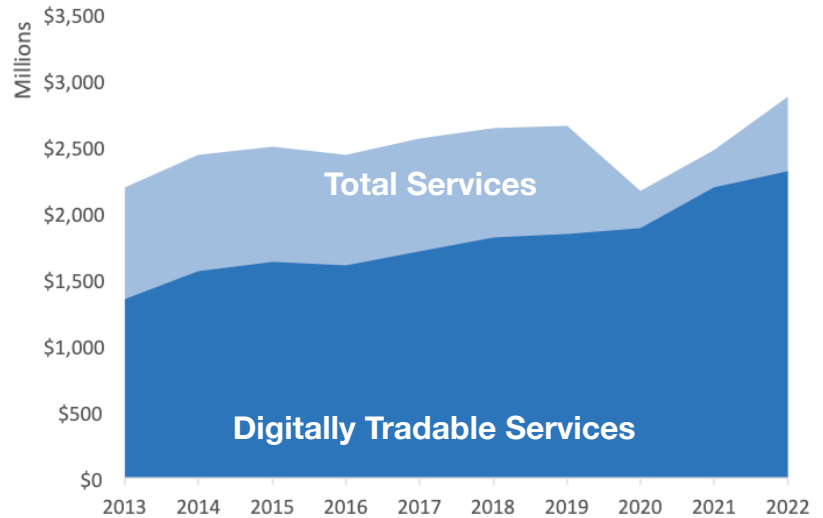
### U.S. Services Supply the World

IL-6 has seen a rise in services exports, boosting economic growth and jobs. Services exports have fully recovered from Covid-related declines. In 2022, the U.S. services trade surplus was \$232 billion.

U.S. services industries are the most competitive and innovative in the world. They provide new economic opportunities and contribute to the successful production of manufacturing and agriculture in the United States and abroad.

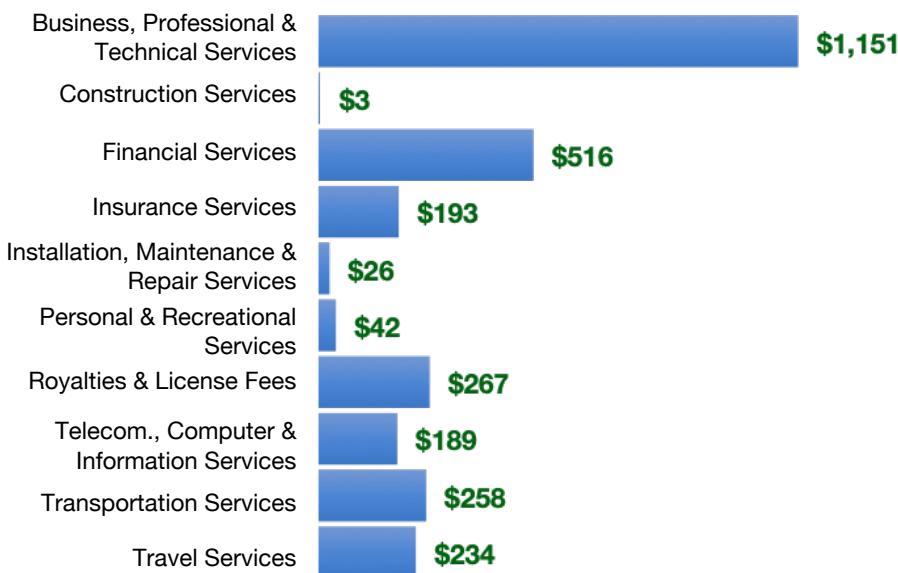
Type	2013	2019	2020	2022
Total Services	\$2.2B	\$2.7B	\$2.2B	\$2.9B
Digitally Tradable	\$1.4B	\$1.8B	\$1.9B	\$2.3B

### IL-6 Services Exports



IL-6 Services Exports Support **16,070** Jobs, Including **12,230** from Digitally Tradable Services

### IL-6 Services Exports by Sector, 2022 (\$ millions)



### IL-6 Services Exports to Select Markets, 2022

- To China:** \$85 million in services exports supporting **520 jobs**
- To Canada:** \$253 million in services exports supporting **1,410 jobs**
- To Mexico:** \$117 million in services exports supporting **770 jobs**

### IL-6 Digital Services Exports to Select Markets, 2022

- To EU:** \$668 million in services exports supporting **3,690 jobs**
- To UK:** \$232 million in services exports supporting **1,180 jobs**
- To Africa:** \$29 million in services exports supporting **180 jobs**
- To IPEF\*:** \$379 million in services exports supporting **2,060 jobs**

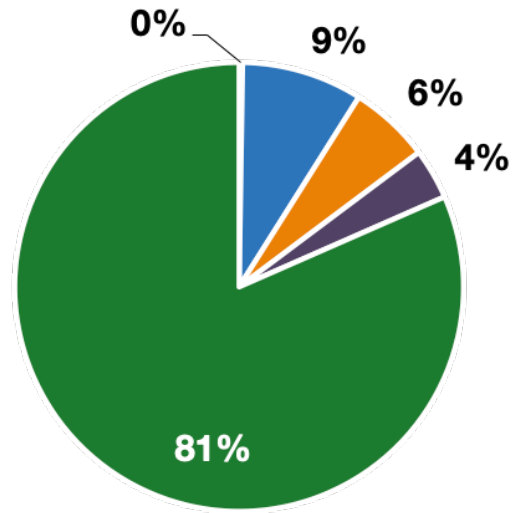
\* Sources: National data from the U.S. Bureau of Economic Analysis, state export and jobs data from Trade Partnership Worldwide. "IPEF" includes the participants as of launch on July 1, 2024.  
Copyright 2024. The Coalition of Services Industries. All rights reserved.

## Illinois' 6<sup>th</sup> DISTRICT

### Services Fuel U.S. Jobs and Growth

Services fuel America's economic growth and jobs, generating more than 77 percent of employment in the United States and 68 percent of GDP. Services are a major component of the manufacturing and agricultural sectors, and they boost the competitiveness of those sectors.

In IL-6, services accounted for 82 percent of all jobs in 2022. The top services sector for employment was educational services, and health care and social assistance, which alone employed 86,200 IL-6 workers.



### IL-6 Services Industries Employ **308,300** Workers

### IL-6 Jobs by Sector and Services Subsector, 2022

Agriculture, Forestry, & Mining	900
Construction	22,000
Manufacturing	33,000
Public Administration	13,800
<b>Total Services</b>	<b>308,300</b>
<i>Wholesale Trade</i>	12,000
<i>Retail Trade</i>	39,400
<i>Transportation, Warehousing, &amp; Utilities</i>	29,500
<i>Information</i>	6,400
<i>Finance, Insurance, &amp; Real Estate</i>	32,300
<i>Professional, Scientific, &amp; Management</i>	54,700
<i>Education, Health Care, &amp; Social Assistance</i>	86,200
<i>Arts, Entertainment, Accommodation, &amp; Food</i>	29,500
<i>Other Services</i>	18,200