

Illinois' 10th DISTRICT

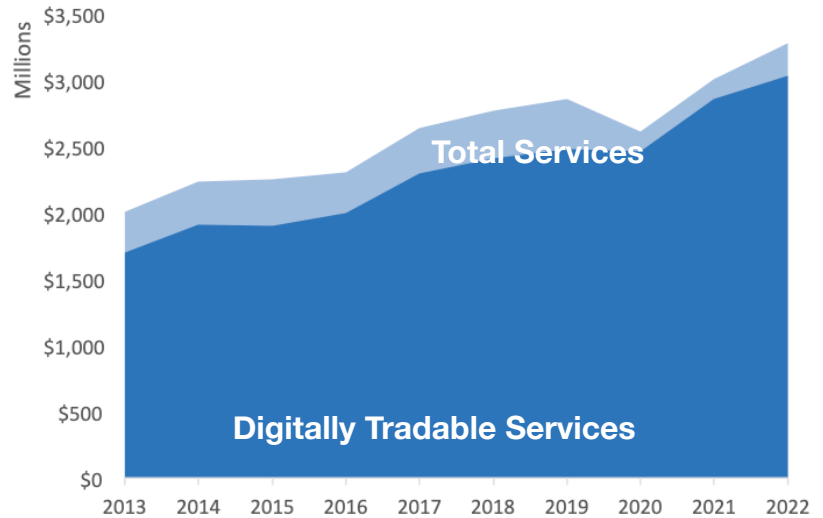
U.S. Services Supply the World

IL-10 has seen a rise in services exports, boosting economic growth and jobs. Services exports have fully recovered from Covid-related declines. In 2022, the U.S. services trade surplus was \$232 billion.

U.S. services industries are the most competitive and innovative in the world. They provide new economic opportunities and contribute to the successful production of manufacturing and agriculture in the United States and abroad.

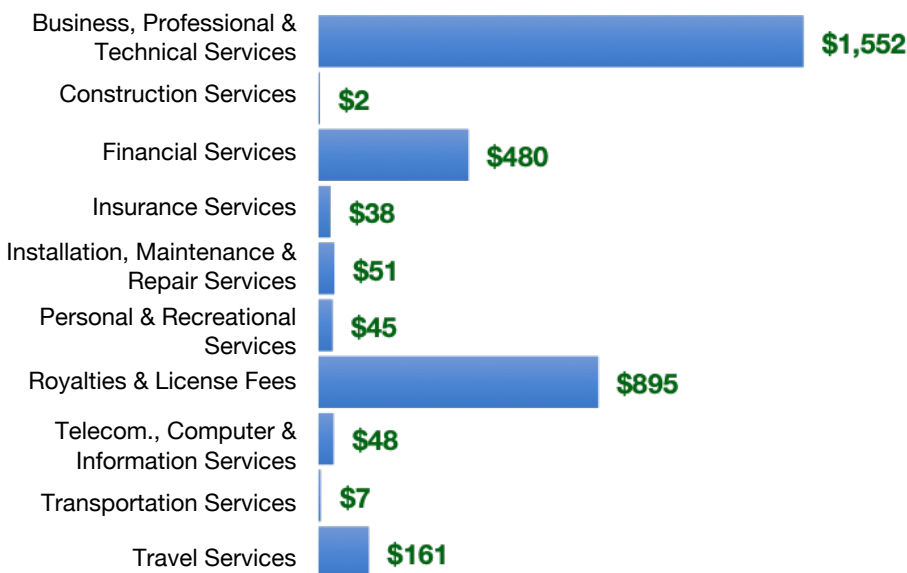
| Type | 2013 | 2019 | 2020 | 2022 |
|--------------------|--------|--------|--------|--------|
| Total Services | \$2.0B | \$2.9B | \$2.6B | \$3.3B |
| Digitally Tradable | \$1.7B | \$2.5B | \$2.5B | \$3.0B |

IL-10 Services Exports



IL-10 Services Exports Support **16,440** Jobs, Including **14,400** from Digitally Tradable Services

IL-10 Services Exports by Sector, 2022 (\$ millions)



IL-10 Services Exports to Select Markets, 2022

- To China:** \$129 million in services exports supporting 650 jobs
- To Canada:** \$173 million in services exports supporting 970 jobs
- To Mexico:** \$82 million in services exports supporting 520 jobs

IL-10 Digital Services Exports to Select Markets, 2022

- To EU:** \$1.1 billion in services exports supporting 5,270 jobs
- To UK:** \$200 million in services exports supporting 1,010 jobs
- To Africa:** \$39 million in services exports supporting 220 jobs
- To IPEF*:** \$532 million in services exports supporting 2,480 jobs

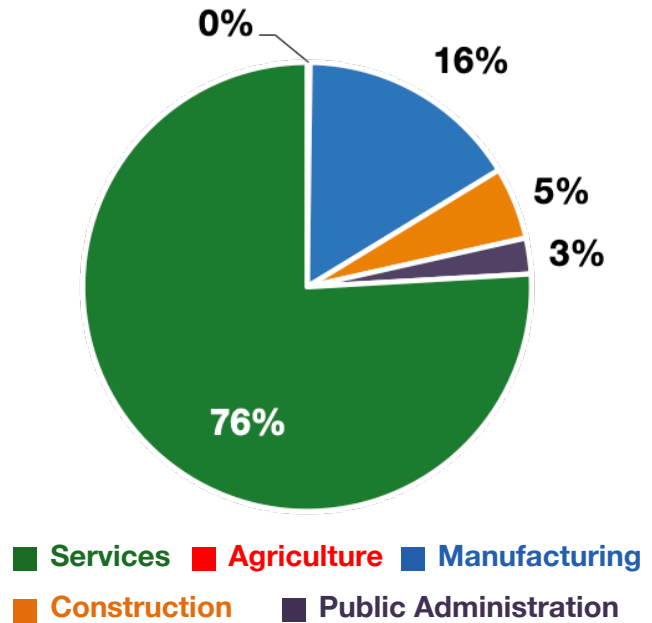
* Sources: National data from the U.S. Bureau of Economic Analysis, state export and jobs data from Trade Partnership Worldwide. "IPEF" includes the participants as of launch on July 1, 2024.
Copyright 2024. The Coalition of Services Industries. All rights reserved.

Illinois' 10th DISTRICT

Services Fuel U.S. Jobs and Growth

Services fuel America's economic growth and jobs, generating more than 77 percent of employment in the United States and 68 percent of GDP. Services are a major component of the manufacturing and agricultural sectors, and they boost the competitiveness of those sectors.

In IL-10, services accounted for 76 percent of all jobs in 2022. The top services sector for employment was educational services, and health care and social assistance, which alone employed 84,100 IL-10 workers.



IL-10 Services Industries Employ **290,000** Workers

IL-10 Jobs by Sector and Services Subsector, 2022

| | |
|--|----------------|
| Agriculture, Forestry, & Mining | 800 |
| Construction | 19,900 |
| Manufacturing | 61,400 |
| Public Administration | 9,900 |
| Total Services | 290,000 |
| <i>Wholesale Trade</i> | 12,500 |
| <i>Retail Trade</i> | 41,900 |
| <i>Transportation, Warehousing, & Utilities</i> | 19,400 |
| <i>Information</i> | 6,200 |
| <i>Finance, Insurance, & Real Estate</i> | 29,800 |
| <i>Professional, Scientific, & Management</i> | 52,200 |
| <i>Education, Health Care, & Social Assistance</i> | 84,100 |
| <i>Arts, Entertainment, Accommodation, & Food</i> | 28,500 |
| <i>Other Services</i> | 15,600 |