

Hawaii's 1st DISTRICT

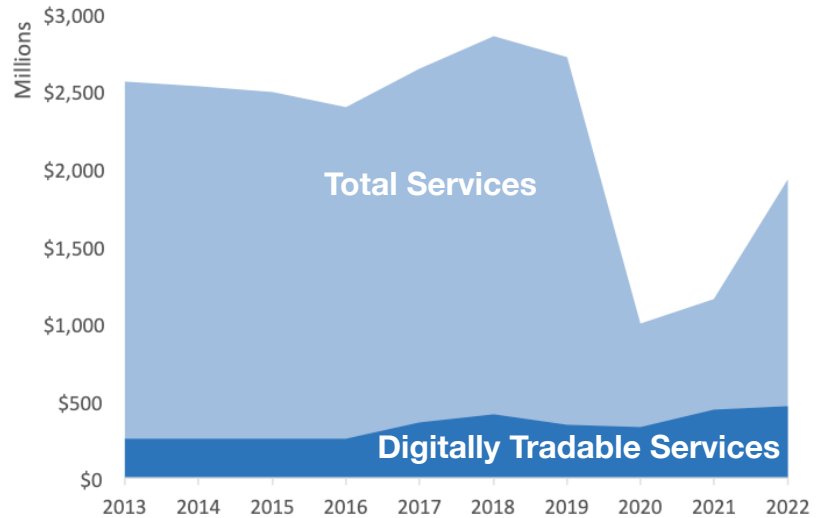
U.S. Services Supply the World

HI-1 has seen a rise in services exports, boosting economic growth and jobs, though services exports are recovering from Covid-related declines. In 2022, the U.S. services trade surplus was \$232 billion.

U.S. services industries are the most competitive and innovative in the world. They provide new economic opportunities and contribute to the successful production of manufacturing and agriculture in the United States and abroad.

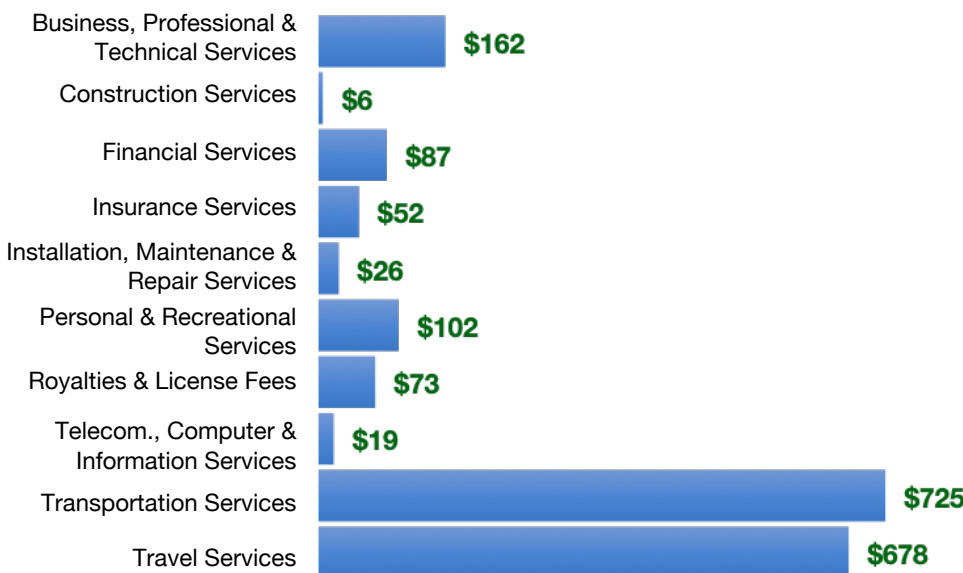
Type	2013	2019	2020	2022
Total Services	\$2.6B	\$2.7B	\$1,000 M	\$1.9B
Digitally Tradable	\$253M	\$342M	\$330M	\$467M

HI-1 Services Exports



HI-1 Services Exports Support **12,700** Jobs, Including **2,610** from Digitally Tradable Services

HI-1 Services Exports by Sector, 2022 (\$ millions)



HI-1 Services Exports to Select Markets, 2022

- To China:** \$75 million in services exports supporting 540 jobs
- To Canada:** \$158 million in services exports supporting 1,140 jobs
- To Mexico:** \$161 million in services exports supporting 1,220 jobs

HI-1 Digital Services Exports to Select Markets, 2022

- To EU:** \$97 million in services exports supporting 530 jobs
- To UK:** \$75 million in services exports supporting 380 jobs
- To Africa:** \$8.0 million in services exports supporting 60 jobs
- To IPEF*:** \$85 million in services exports supporting 510 jobs

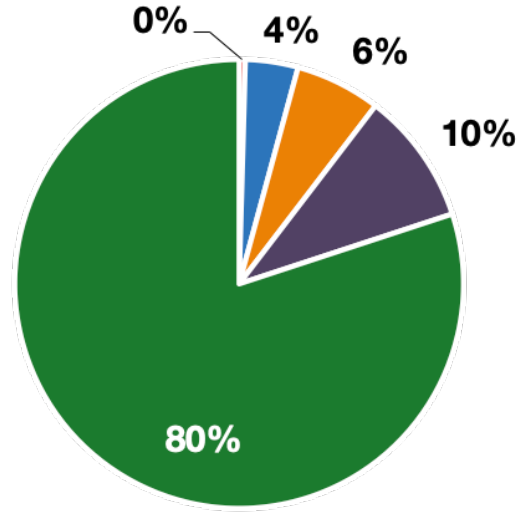
* Sources: National data from the U.S. Bureau of Economic Analysis, state export and jobs data from Trade Partnership Worldwide. "IPEF" includes the participants as of launch on July 1, 2024.
Copyright 2024. The Coalition of Services Industries. All rights reserved.

Hawaii's 1st DISTRICT

Services Fuel U.S. Jobs and Growth

Services fuel America's economic growth and jobs, generating more than 77 percent of employment in the United States and 68 percent of GDP. Services are a major component of the manufacturing and agricultural sectors, and they boost the competitiveness of those sectors.

In HI-1, services accounted for 80 percent of all jobs in 2022. The top services sector for employment was educational services, and health care and social assistance, which alone employed 76,900 HI-1 workers.



HI-1 Services Industries Employ **281,500** Workers

HI-1 Jobs by Sector and Services Subsector, 2022

Agriculture, Forestry, & Mining	1,600
Construction	21,700
Manufacturing	13,300
Public Administration	33,600
Total Services	281,500
<i>Wholesale Trade</i>	7,400
<i>Retail Trade</i>	35,300
<i>Transportation, Warehousing, & Utilities</i>	21,600
<i>Information</i>	7,900
<i>Finance, Insurance, & Real Estate</i>	23,400
<i>Professional, Scientific, & Management</i>	41,400
<i>Education, Health Care, & Social Assistance</i>	76,900
<i>Arts, Entertainment, Accommodation, & Food</i>	54,000
<i>Other Services</i>	13,600