

Georgia's 4th DISTRICT

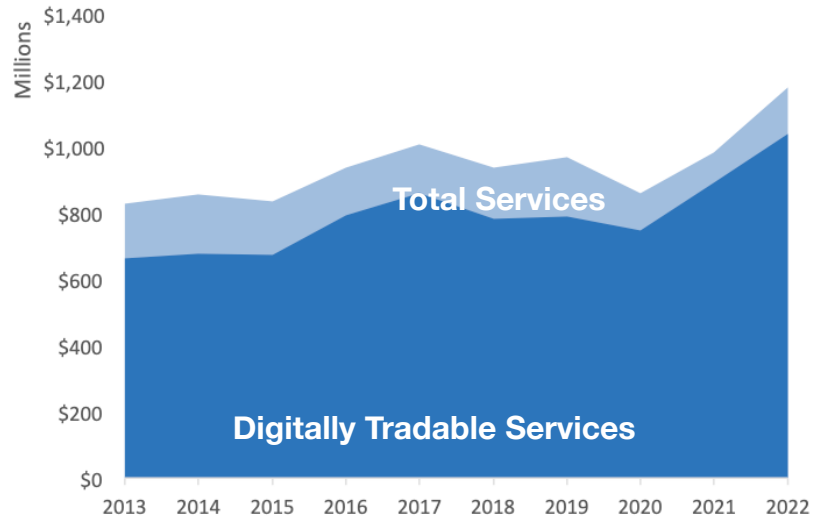
U.S. Services Supply the World

GA-4 has seen a rise in services exports, boosting economic growth and jobs. Services exports have fully recovered from Covid-related declines. In 2022, the U.S. services trade surplus was \$232 billion.

U.S. services industries are the most competitive and innovative in the world. They provide new economic opportunities and contribute to the successful production of manufacturing and agriculture in the United States and abroad.

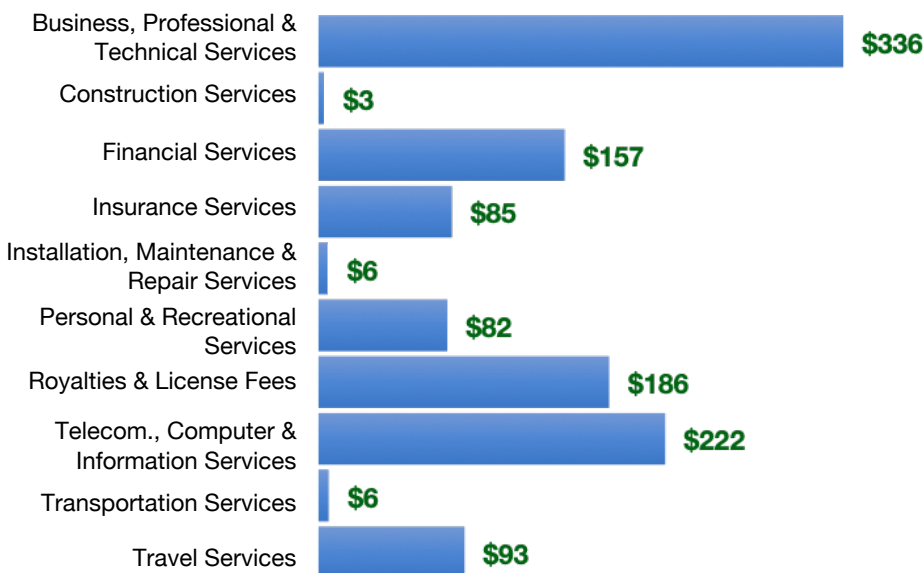
Type	2013	2019	2020	2022
Total Services	\$827M	\$968M	\$857M	\$1.2B
Digitally Tradable	\$663M	\$790M	\$745M	\$1.0B

GA-4 Services Exports



GA-4 Services Exports Support **6,070** Jobs, Including **5,000** from Digitally Tradable Services

GA-4 Services Exports by Sector, 2022 (\$ millions)



GA-4 Services Exports to Select Markets, 2022

- To China:** \$46 million in services exports supporting **230 jobs**
- To Canada:** \$103 million in services exports supporting **550 jobs**
- To Mexico:** \$48 million in services exports supporting **300 jobs**

GA-4 Digital Services Exports to Select Markets, 2022

- To EU:** \$294 million in services exports supporting **1,460 jobs**
- To UK:** \$122 million in services exports supporting **600 jobs**
- To Africa:** \$13 million in services exports supporting **60 jobs**
- To IPEF*:** \$182 million in services exports supporting **900 jobs**

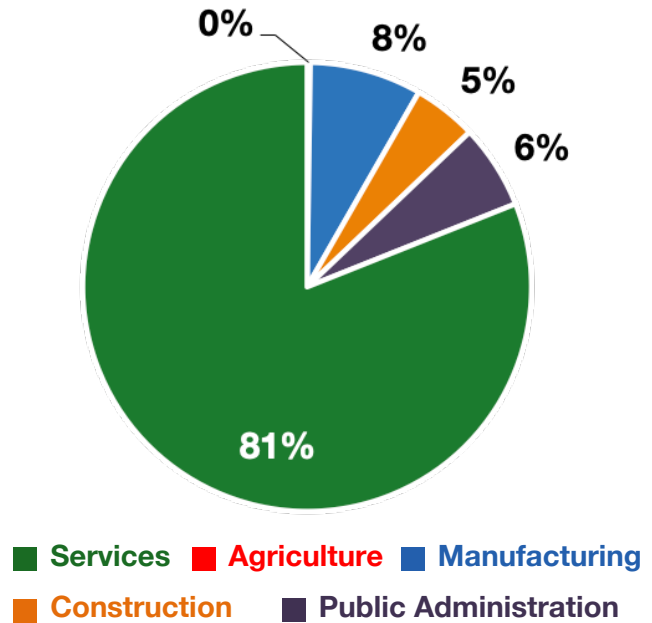
* Sources: National data from the U.S. Bureau of Economic Analysis, state export and jobs data from Trade Partnership Worldwide. "IPEF" includes the participants as of launch on July 1, 2024.
Copyright 2024. The Coalition of Services Industries. All rights reserved.

Georgia's 4th DISTRICT

Services Fuel U.S. Jobs and Growth

Services fuel America's economic growth and jobs, generating more than 77 percent of employment in the United States and 68 percent of GDP. Services are a major component of the manufacturing and agricultural sectors, and they boost the competitiveness of those sectors.

In GA-4, services accounted for 81 percent of all jobs in 2022. The top services sector for employment was educational services, and health care and social assistance, which alone employed 81,600 GA-4 workers.



GA-4 Services Industries Employ **319,500** Workers

GA-4 Jobs by Sector and Services Subsector, 2022

Agriculture, Forestry, & Mining	900
Construction	18,100
Manufacturing	31,800
Public Administration	24,000
Total Services	319,500
<i>Wholesale Trade</i>	8,500
<i>Retail Trade</i>	39,000
<i>Transportation, Warehousing, & Utilities</i>	34,200
<i>Information</i>	14,300
<i>Finance, Insurance, & Real Estate</i>	29,100
<i>Professional, Scientific, & Management</i>	61,000
<i>Education, Health Care, & Social Assistance</i>	81,600
<i>Arts, Entertainment, Accommodation, & Food</i>	36,100
<i>Other Services</i>	15,600