

Georgia's 1st DISTRICT

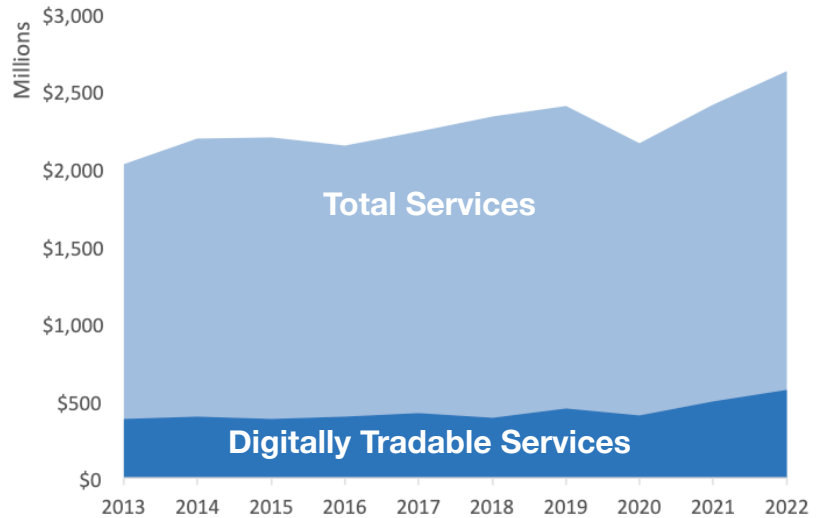
U.S. Services Supply the World

GA-1 has seen a rise in services exports, boosting economic growth and jobs. Services exports have fully recovered from Covid-related declines. In 2022, the U.S. services trade surplus was \$232 billion.

U.S. services industries are the most competitive and innovative in the world. They provide new economic opportunities and contribute to the successful production of manufacturing and agriculture in the United States and abroad.

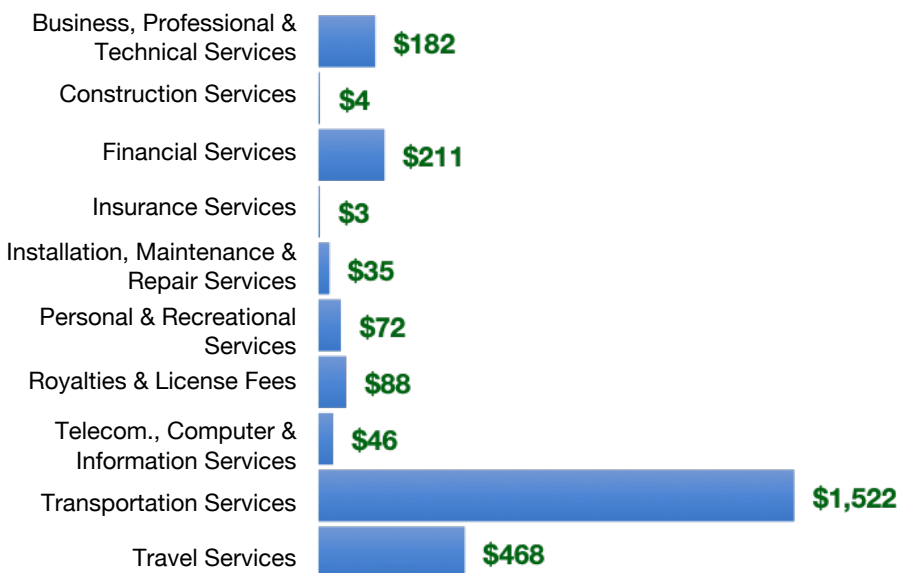
Type	2013	2019	2020	2022
Total Services	\$2.0B	\$2.4B	\$2.2B	\$2.6B
Digitally Tradable	\$378M	\$448M	\$405M	\$572M

GA-1 Services Exports



GA-1 Services Exports Support **14,160** Jobs, Including **2,640** from Digitally Tradable Services

GA-1 Services Exports by Sector, 2022 (\$ millions)



GA-1 Services Exports to Select Markets, 2022

- To China:** \$258 million in services exports supporting **1,320 jobs**
- To Canada:** \$97 million in services exports supporting **620 jobs**
- To Mexico:** \$76 million in services exports supporting **570 jobs**

GA-1 Digital Services Exports to Select Markets, 2022

- To EU:** \$143 million in services exports supporting **670 jobs**
- To UK:** \$78 million in services exports supporting **360 jobs**
- To Africa:** \$8.3 million in services exports supporting **40 jobs**
- To IPEF*:** \$93 million in services exports supporting **480 jobs**

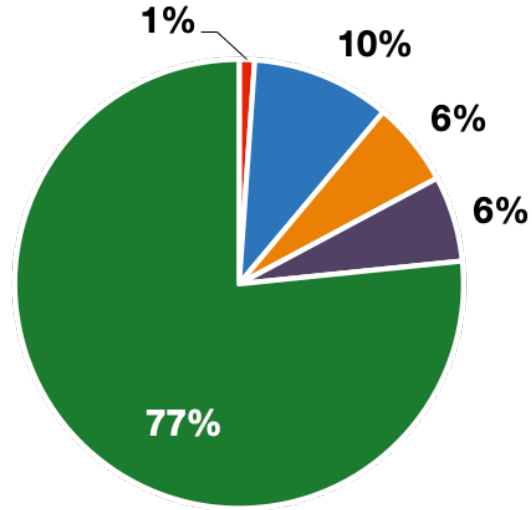
* Sources: National data from the U.S. Bureau of Economic Analysis, state export and jobs data from Trade Partnership Worldwide. "IPEF" includes the participants as of launch on July 1, 2024.
Copyright 2024. The Coalition of Services Industries. All rights reserved.

Georgia's 1st DISTRICT

Services Fuel U.S. Jobs and Growth

Services fuel America's economic growth and jobs, generating more than 77 percent of employment in the United States and 68 percent of GDP. Services are a major component of the manufacturing and agricultural sectors, and they boost the competitiveness of those sectors.

In GA-1, services accounted for 77 percent of all jobs in 2022. The top services sector for employment was educational services, and health care and social assistance, which alone employed 75,600 GA-1 workers.



■ Services
 ■ Agriculture
 ■ Manufacturing
 ■ Construction
 ■ Public Administration

GA-1 Services Industries Employ **267,900** Workers

GA-1 Jobs by Sector and Services Subsector, 2022

Agriculture, Forestry, & Mining	3,900
Construction	21,300
Manufacturing	34,900
Public Administration	21,600
Total Services	267,900
<i>Wholesale Trade</i>	7,800
<i>Retail Trade</i>	44,300
<i>Transportation, Warehousing, & Utilities</i>	29,500
<i>Information</i>	5,600
<i>Finance, Insurance, & Real Estate</i>	15,300
<i>Professional, Scientific, & Management</i>	38,500
<i>Education, Health Care, & Social Assistance</i>	75,600
<i>Arts, Entertainment, Accommodation, & Food</i>	36,100
<i>Other Services</i>	15,100