

Florida's 3rd DISTRICT

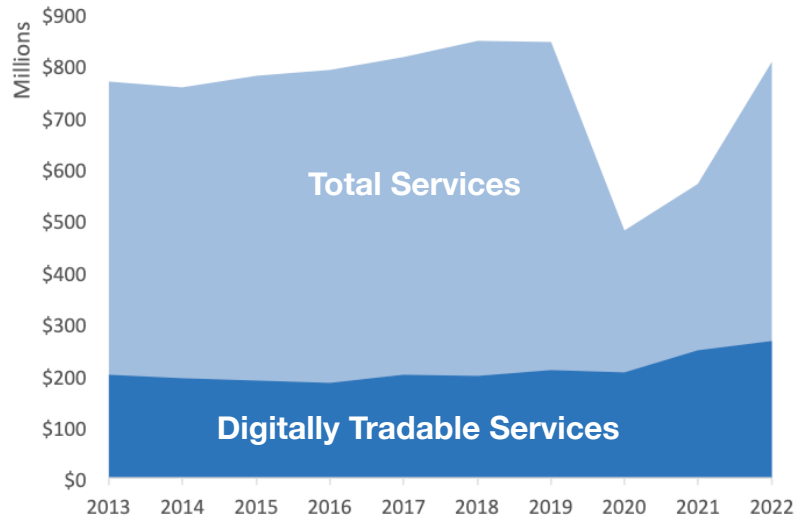
U.S. Services Supply the World

FL-3 has seen a rise in services exports, boosting economic growth and jobs. Services exports have nearly recovered from Covid-related declines. In 2022, the U.S. services trade surplus was \$232 billion.

U.S. services industries are the most competitive and innovative in the world. They provide new economic opportunities and contribute to the successful production of manufacturing and agriculture in the United States and abroad.

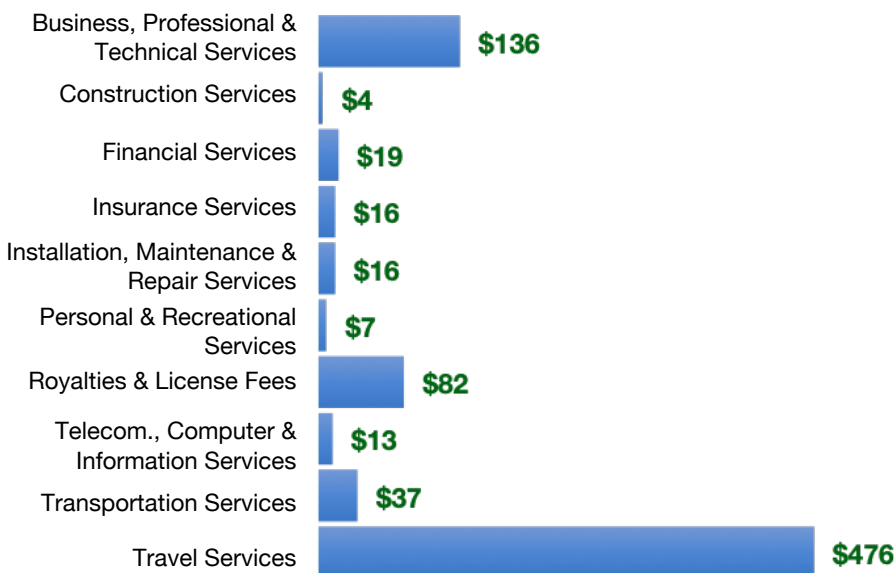
Type	2013	2019	2020	2022
Total Services	\$768M	\$845M	\$481M	\$807M
Digitally Tradable	\$200M	\$210M	\$204M	\$265M

FL-3 Services Exports



FL-3 Services Exports Support **6,680** Jobs, Including **1,490** from Digitally Tradable Services

FL-3 Services Exports by Sector, 2022 (\$ millions)



FL-3 Services Exports to Select Markets, 2022

- To China:** \$79 million in services exports supporting **780 jobs**
- To Canada:** \$70 million in services exports supporting **570 jobs**
- To Mexico:** \$63 million in services exports supporting **550 jobs**

FL-3 Digital Services Exports to Select Markets, 2022

- To EU:** \$74 million in services exports supporting **390 jobs**
- To UK:** \$23 million in services exports supporting **130 jobs**
- To Africa:** \$3.7 million in services exports supporting **20 jobs**
- To IPEF*:** \$51 million in services exports supporting **300 jobs**

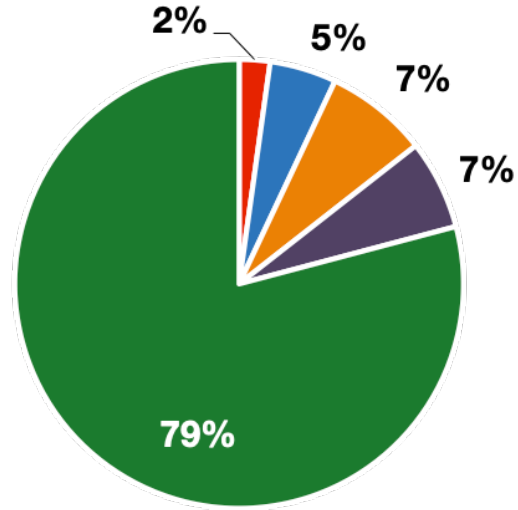
* Sources: National data from the U.S. Bureau of Economic Analysis, state export and jobs data from Trade Partnership Worldwide. "IPEF" includes the participants as of launch on July 1, 2024.

Florida's 3rd DISTRICT

Services Fuel U.S. Jobs and Growth

Services fuel America's economic growth and jobs, generating more than 77 percent of employment in the United States and 68 percent of GDP. Services are a major component of the manufacturing and agricultural sectors, and they boost the competitiveness of those sectors.

In FL-3, services accounted for 79 percent of all jobs in 2022. The top services sector for employment was educational services, and health care and social assistance, which alone employed 92,900 FL-3 workers.



■ Services
 ■ Agriculture
 ■ Manufacturing
 ■ Construction
 ■ Public Administration

FL-3 Services Industries Employ **256,700** Workers

FL-3 Jobs by Sector and Services Subsector, 2022

Agriculture, Forestry, & Mining	7,200
Construction	24,000
Manufacturing	15,600
Public Administration	20,900
Total Services	256,700
<i>Wholesale Trade</i>	5,200
<i>Retail Trade</i>	41,300
<i>Transportation, Warehousing, & Utilities</i>	20,100
<i>Information</i>	2,900
<i>Finance, Insurance, & Real Estate</i>	18,400
<i>Professional, Scientific, & Management</i>	32,200
<i>Education, Health Care, & Social Assistance</i>	92,900
<i>Arts, Entertainment, Accommodation, & Food</i>	32,800
<i>Other Services</i>	10,900