

District of Columbia's At-Large DISTRICT

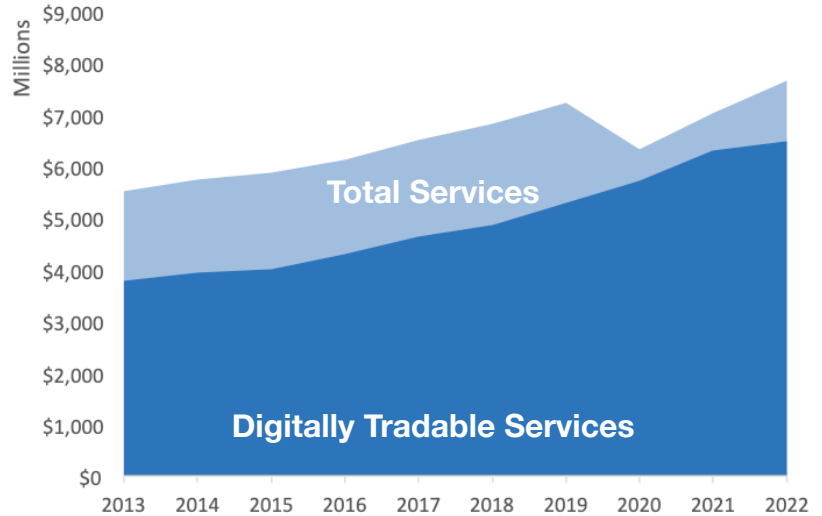
U.S. Services Supply the World

DC-AL has seen a rise in services exports, boosting economic growth and jobs. Services exports have fully recovered from Covid-related declines. In 2022, the U.S. services trade surplus was \$232 billion.

U.S. services industries are the most competitive and innovative in the world. They provide new economic opportunities and contribute to the successful production of manufacturing and agriculture in the United States and abroad.

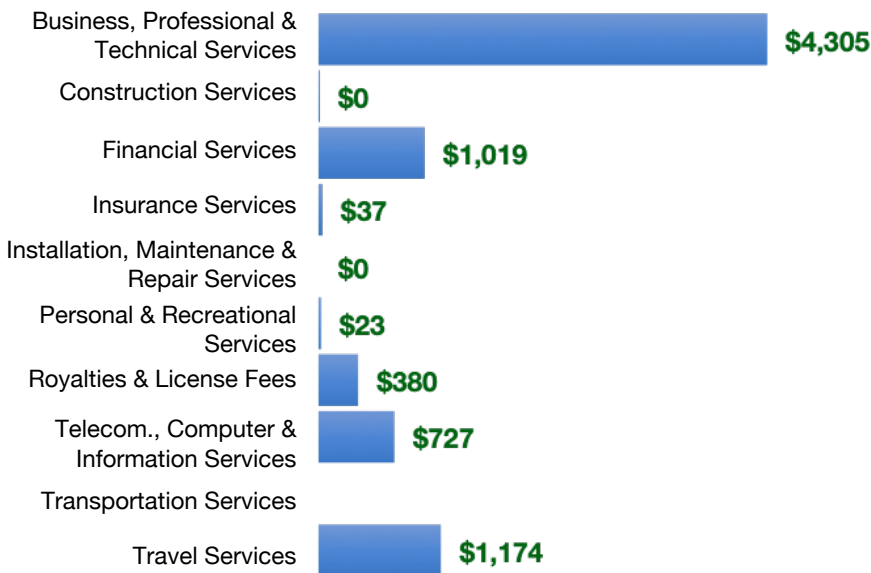
Type	2013	2019	2020	2022
Total Services	\$5.5B	\$7.2B	\$6.3B	\$7.7B
Digitally Tradable	\$3.8B	\$5.3B	\$5.7B	\$6.5B

DC-AL Services Exports



DC-AL Services Exports Support **40,180** Jobs, Including **33,760** from Digitally Tradable Services

DC-AL Services Exports by Sector, 2022 (\$ millions)



DC-AL Services Exports to Select Markets, 2022

- To China:** \$338 million in services exports supporting 930 jobs
- To Canada:** \$719 million in services exports supporting 3,820 jobs
- To Mexico:** \$257 million in services exports supporting 1,790 jobs

DC-AL Digital Services Exports to Select Markets, 2022

- To EU:** \$2.0 billion in services exports supporting 11,270 jobs
- To UK:** \$622 million in services exports supporting 3,210 jobs
- To Africa:** \$77 million in services exports supporting 410 jobs
- To IPEF*:** \$1.0 billion in services exports supporting 5,230 jobs

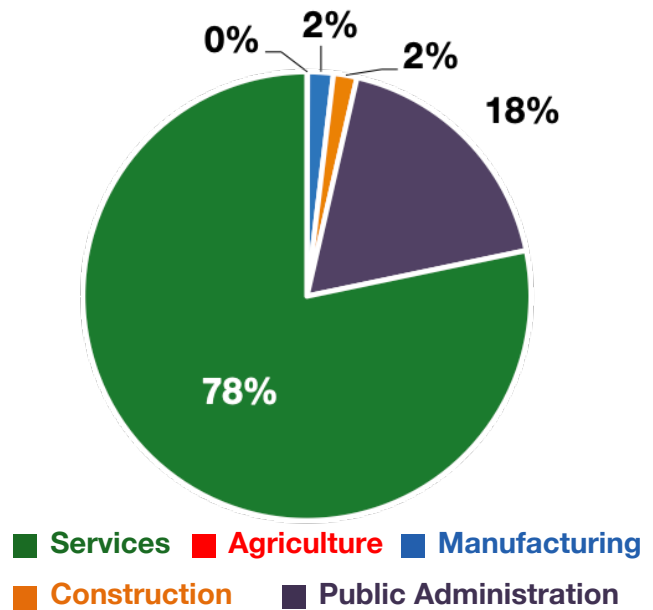
* Sources: National data from the U.S. Bureau of Economic Analysis, state export and jobs data from Trade Partnership Worldwide. "IPEF" includes the participants as of launch on July 1, 2024.
Copyright 2024. The Coalition of Services Industries. All rights reserved.

District of Columbia's At-Large DISTRICT

Services Fuel U.S. Jobs and Growth

Services fuel America's economic growth and jobs, generating more than 77 percent of employment in the United States and 68 percent of GDP. Services are a major component of the manufacturing and agricultural sectors, and they boost the competitiveness of those sectors.

In DC-AL, services accounted for 78 percent of all jobs in 2022. The top services sector for employment was professional, scientific, and management, and administrative, and waste management services, which alone employed 92,100 DC-AL workers.



DC-AL Services Industries Employ **293,400** Workers

DC-AL Jobs by Sector and Services Subsector, 2022

Agriculture, Forestry, & Mining	200
Construction	6,400
Manufacturing	7,000
Public Administration	68,000
Total Services	293,400
<i>Wholesale Trade</i>	1,600
<i>Retail Trade</i>	18,500
<i>Transportation, Warehousing, & Utilities</i>	11,800
<i>Information</i>	15,400
<i>Finance, Insurance, & Real Estate</i>	20,000
<i>Professional, Scientific, & Management</i>	92,100
<i>Education, Health Care, & Social Assistance</i>	66,700
<i>Arts, Entertainment, Accommodation, & Food</i>	28,100
<i>Other Services</i>	39,300