

Connecticut's 3rd DISTRICT

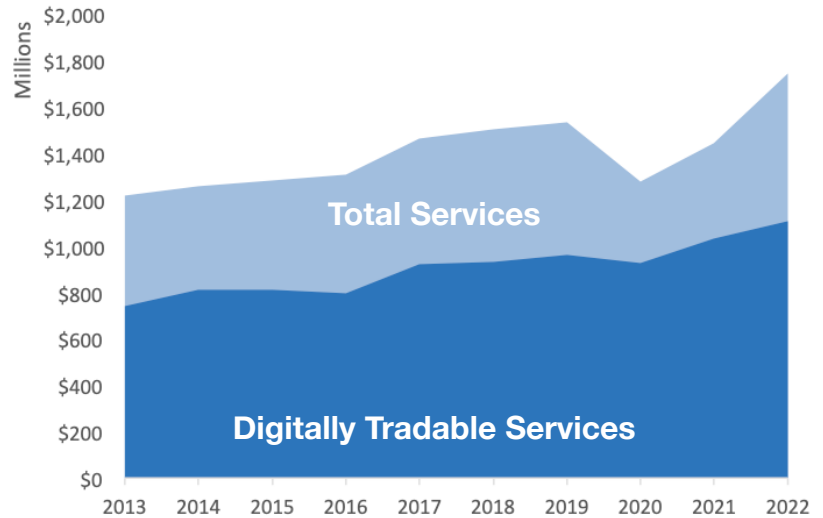
U.S. Services Supply the World

CT-3 has seen a rise in services exports, boosting economic growth and jobs. Services exports have fully recovered from Covid-related declines. In 2022, the U.S. services trade surplus was \$232 billion.

U.S. services industries are the most competitive and innovative in the world. They provide new economic opportunities and contribute to the successful production of manufacturing and agriculture in the United States and abroad.


Type	2013	2019	2020	2022
Total Services	\$1.2B	\$1.5B	\$1.3B	\$1.7B
Digitally Tradable	\$739M	\$960M	\$924M	\$1.1B

CT-3 Services Exports



CT-3 Services Exports Support **10,610** Jobs, Including **5,520** from Digitally Tradable Services

CT-3 Services Exports by Sector, 2022 (\$ millions)



CT-3 Services Exports to Select Markets, 2022

- To China:** \$166 million in services exports supporting 1,240 jobs
- To Canada:** \$124 million in services exports supporting 750 jobs
- To Mexico:** \$58 million in services exports supporting 430 jobs

CT-3 Digital Services Exports to Select Markets, 2022

- To EU:** \$335 million in services exports supporting 1,690 jobs
- To UK:** \$96 million in services exports supporting 480 jobs
- To Africa:** \$13 million in services exports supporting 90 jobs
- To IPEF*:** \$165 million in services exports supporting 850 jobs

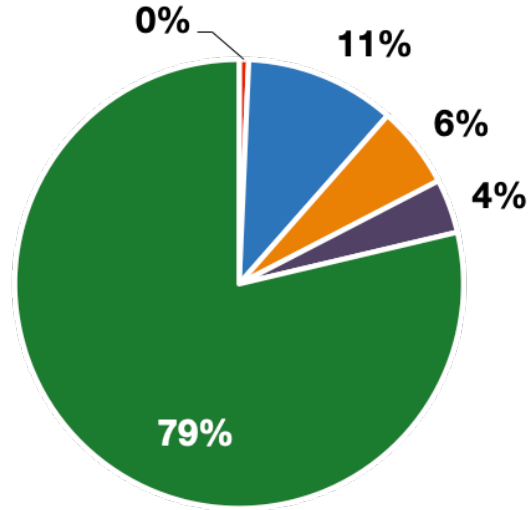
* Sources: National data from the U.S. Bureau of Economic Analysis, state export and jobs data from Trade Partnership Worldwide. "IPEF" includes the participants as of launch on July 1, 2024.
Copyright 2024. The Coalition of Services Industries. All rights reserved.

Connecticut's 3rd DISTRICT

Services Fuel U.S. Jobs and Growth

Services fuel America's economic growth and jobs, generating more than 77 percent of employment in the United States and 68 percent of GDP. Services are a major component of the manufacturing and agricultural sectors, and they boost the competitiveness of those sectors.

In CT-3, services accounted for 79 percent of all jobs in 2022. The top services sector for employment was educational services, and health care and social assistance, which alone employed 123,700 CT-3 workers.



■ Services
 ■ Agriculture
 ■ Manufacturing
 ■ Construction
 ■ Public Administration

CT-3 Services Industries Employ **303,000** Workers

CT-3 Jobs by Sector and Services Subsector, 2022

Agriculture, Forestry, & Mining	2,600
Construction	22,700
Manufacturing	41,600
Public Administration	15,000
Total Services	303,000
<i>Wholesale Trade</i>	5,500
<i>Retail Trade</i>	37,900
<i>Transportation, Warehousing, & Utilities</i>	18,200
<i>Information</i>	8,900
<i>Finance, Insurance, & Real Estate</i>	22,400
<i>Professional, Scientific, & Management</i>	39,100
<i>Education, Health Care, & Social Assistance</i>	123,700
<i>Arts, Entertainment, Accommodation, & Food</i>	31,500
<i>Other Services</i>	15,800