

Colorado's 4th DISTRICT

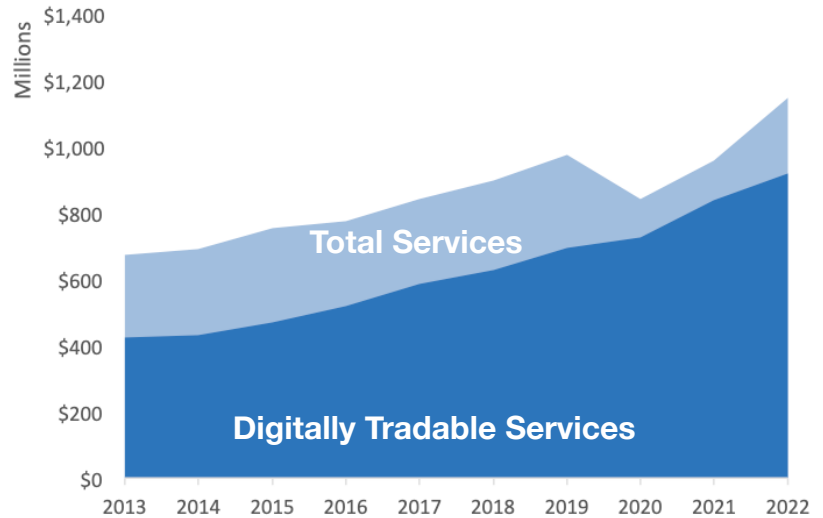
U.S. Services Supply the World

CO-4 has seen a rise in services exports, boosting economic growth and jobs. Services exports have fully recovered from Covid-related declines. In 2022, the U.S. services trade surplus was \$232 billion.

U.S. services industries are the most competitive and innovative in the world. They provide new economic opportunities and contribute to the successful production of manufacturing and agriculture in the United States and abroad.

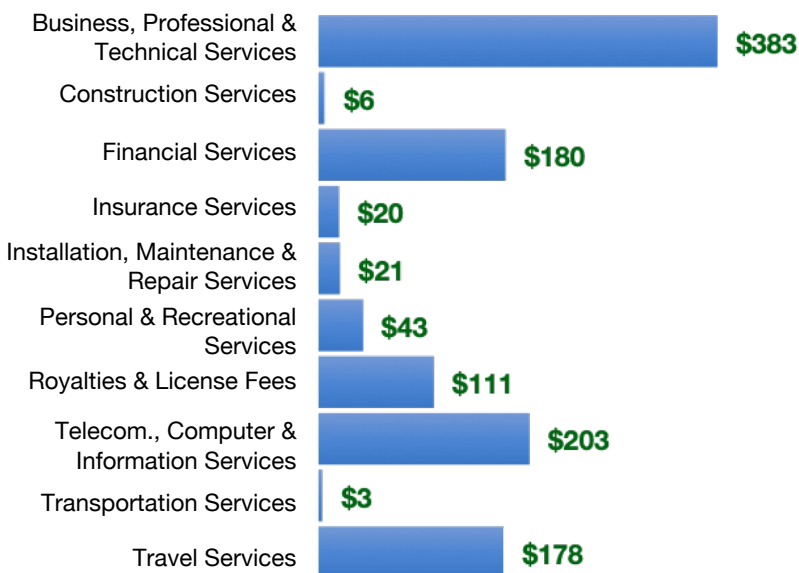
Type	2013	2019	2020	2022
Total Services	\$671M	\$975M	\$841M	\$1.1B
Digitally Tradable	\$424M	\$695M	\$725M	\$919M

CO-4 Services Exports



CO-4 Services Exports Support 7,160 Jobs, Including 5,090 from Digitally Tradable Services

CO-4 Services Exports by Sector, 2022 (\$ millions)



CO-4 Services Exports to Select Markets, 2022

- To China:** \$43 million in services exports supporting 300 jobs
- To Canada:** \$99 million in services exports supporting 630 jobs
- To Mexico:** \$61 million in services exports supporting 450 jobs

CO-4 Digital Services Exports to Select Markets, 2022

- To EU:** \$270 million in services exports supporting 1,510 jobs
- To UK:** \$88 million in services exports supporting 460 jobs
- To Africa:** \$17 million in services exports supporting 110 jobs
- To IPEF*:** \$163 million in services exports supporting 910 jobs

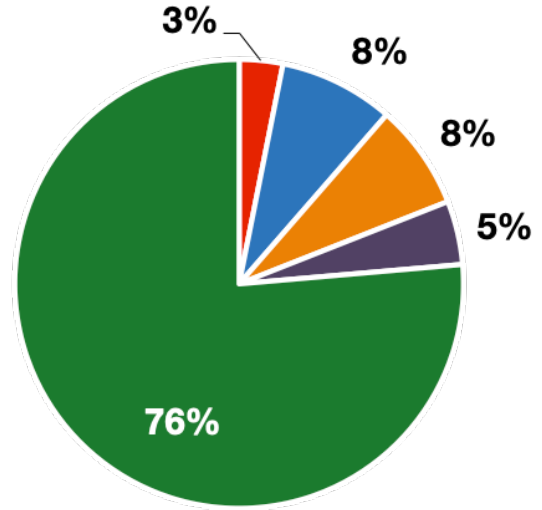
* Sources: National data from the U.S. Bureau of Economic Analysis, state export and jobs data from Trade Partnership Worldwide. "IPEF" includes the participants as of launch on July 1, 2024.
Copyright 2024. The Coalition of Services Industries. All rights reserved.

Colorado's 4th DISTRICT

Services Fuel U.S. Jobs and Growth

Services fuel America's economic growth and jobs, generating more than 77 percent of employment in the United States and 68 percent of GDP. Services are a major component of the manufacturing and agricultural sectors, and they boost the competitiveness of those sectors.

In CO-4, services accounted for 76 percent of all jobs in 2022. The top services sector for employment was educational services, and health care and social assistance, which alone employed 81,500 CO-4 workers.



■ Services
 ■ Agriculture
 ■ Manufacturing
 ■ Construction
 ■ Public Administration

CO-4 Services Industries Employ **304,700** Workers

CO-4 Jobs by Sector and Services Subsector, 2022

Agriculture, Forestry, & Mining	12,500
Construction	30,300
Manufacturing	33,000
Public Administration	18,300
Total Services	304,700
<i>Wholesale Trade</i>	8,400
<i>Retail Trade</i>	38,600
<i>Transportation, Warehousing, & Utilities</i>	19,900
<i>Information</i>	14,200
<i>Finance, Insurance, & Real Estate</i>	33,700
<i>Professional, Scientific, & Management</i>	60,400
<i>Education, Health Care, & Social Assistance</i>	81,500
<i>Arts, Entertainment, Accommodation, & Food</i>	29,500
<i>Other Services</i>	18,500