

Colorado's 3rd DISTRICT

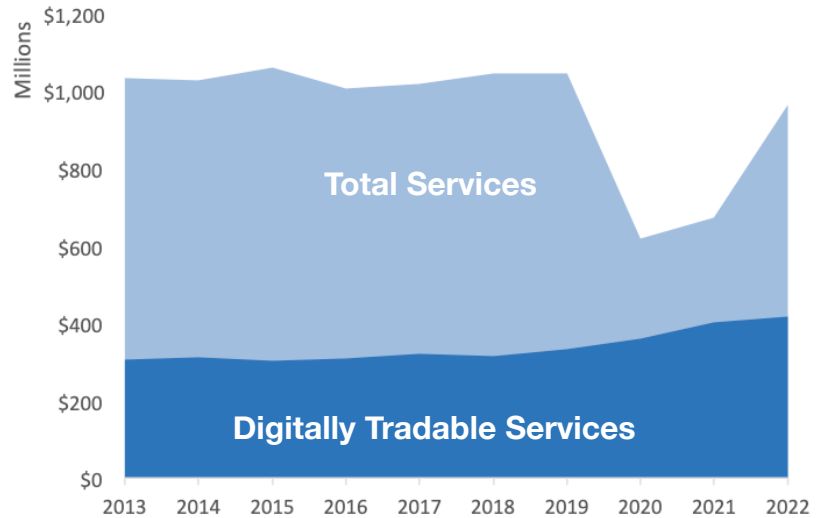
U.S. Services Supply the World

CO-3 has seen a rise in services exports, boosting economic growth and jobs. Services exports have nearly recovered from Covid-related declines. In 2022, the U.S. services trade surplus was \$232 billion.

U.S. services industries are the most competitive and innovative in the world. They provide new economic opportunities and contribute to the successful production of manufacturing and agriculture in the United States and abroad.

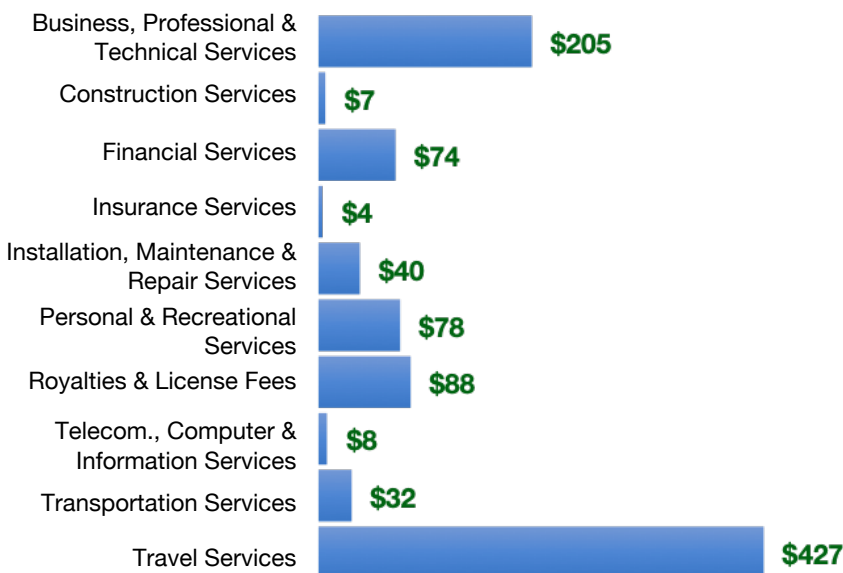
Type	2013	2019	2020	2022
Total Services	\$1.0B	\$1.0B	\$619M	\$963M
Digitally Tradable	\$307M	\$333M	\$360M	\$418M

CO-3 Services Exports



CO-3 Services Exports Support **7,630** Jobs,
Including **2,750** from Digitally Tradable Services

CO-3 Services Exports by Sector, 2022 (\$ millions)



CO-3 Services Exports to Select Markets, 2022

- To China:** \$43 million in services exports supporting **380 jobs**
- To Canada:** \$94 million in services exports supporting **760 jobs**
- To Mexico:** \$87 million in services exports supporting **770 jobs**

CO-3 Digital Services Exports to Select Markets, 2022

- To EU:** \$105 million in services exports supporting **610 jobs**
- To UK:** \$37 million in services exports supporting **210 jobs**
- To Africa:** \$11 million in services exports supporting **110 jobs**
- To IPEF*:** \$77 million in services exports supporting **550 jobs**

* Sources: National data from the U.S. Bureau of Economic Analysis, state export and jobs data from Trade Partnership Worldwide. "IPEF" includes the participants as of launch on July 1, 2024.

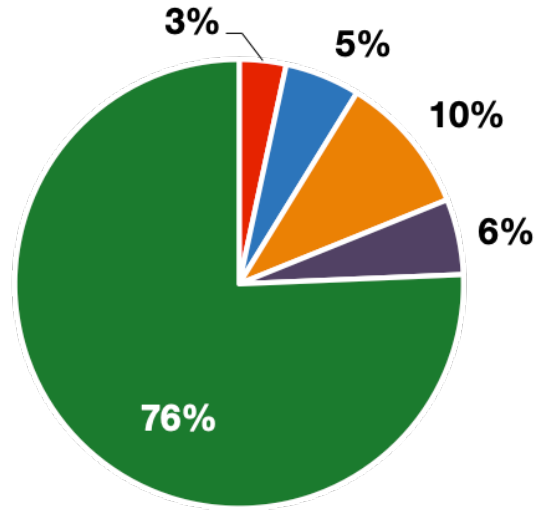
Copyright 2024. The Coalition of Services Industries. All rights reserved.

Colorado's 3rd DISTRICT

Services Fuel U.S. Jobs and Growth

Services fuel America's economic growth and jobs, generating more than 77 percent of employment in the United States and 68 percent of GDP. Services are a major component of the manufacturing and agricultural sectors, and they boost the competitiveness of those sectors.

In CO-3, services accounted for 76 percent of all jobs in 2022. The top services sector for employment was educational services, and health care and social assistance, which alone employed 75,400 CO-3 workers.



■ Services
 ■ Agriculture
 ■ Manufacturing
 ■ Construction
 ■ Public Administration

CO-3 Services Industries Employ **263,500** Workers

CO-3 Jobs by Sector and Services Subsector, 2022

Agriculture, Forestry, & Mining	11,800
Construction	35,100
Manufacturing	18,900
Public Administration	19,000
Total Services	263,500
<i>Wholesale Trade</i>	5,400
<i>Retail Trade</i>	42,000
<i>Transportation, Warehousing, & Utilities</i>	20,600
<i>Information</i>	4,500
<i>Finance, Insurance, & Real Estate</i>	18,600
<i>Professional, Scientific, & Management</i>	40,700
<i>Education, Health Care, & Social Assistance</i>	75,400
<i>Arts, Entertainment, Accommodation, & Food</i>	37,700
<i>Other Services</i>	18,500