

California's 39th DISTRICT

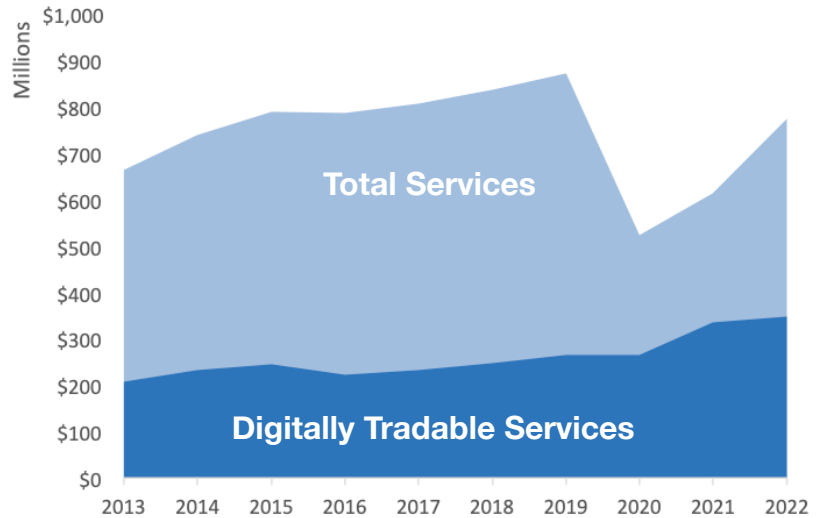
U.S. Services Supply the World

CA-39 has seen a rise in services exports, boosting economic growth and jobs. Services exports have nearly recovered from Covid-related declines. In 2022, the U.S. services trade surplus was \$232 billion.

U.S. services industries are the most competitive and innovative in the world. They provide new economic opportunities and contribute to the successful production of manufacturing and agriculture in the United States and abroad.


Type	2013	2019	2020	2022
Total Services	\$663M	\$870M	\$523M	\$772M
Digitally Tradable	\$207M	\$266M	\$266M	\$347M

CA-39 Services Exports



CA-39 Services Exports Support **6,040** Jobs, Including **2,100** from Digitally Tradable Services

CA-39 Services Exports by Sector, 2022 (\$ millions)



CA-39 Services Exports to Select Markets, 2022

- To China:** \$69 million in services exports supporting **610 jobs**
- To Canada:** \$75 million in services exports supporting **560 jobs**
- To Mexico:** \$54 million in services exports supporting **470 jobs**

CA-39 Digital Services Exports to Select Markets, 2022

- To EU:** \$98 million in services exports supporting **580 jobs**
- To UK:** \$29 million in services exports supporting **170 jobs**
- To Africa:** \$5.5 million in services exports supporting **40 jobs**
- To IPEF*:** \$59 million in services exports supporting **380 jobs**

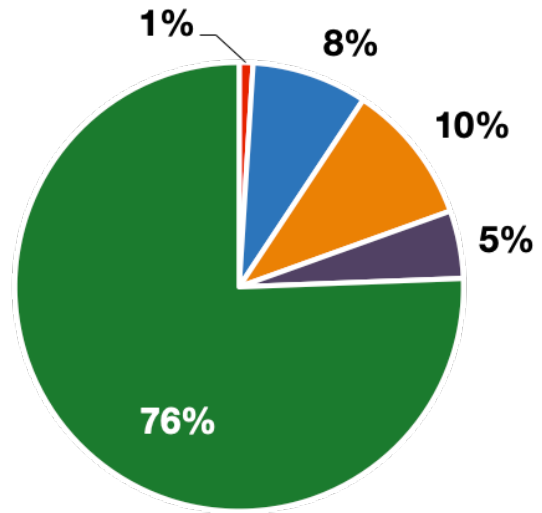
* Sources: National data from the U.S. Bureau of Economic Analysis, state export and jobs data from Trade Partnership Worldwide. "IPEF" includes the participants as of launch on July 1, 2024.

California's 39th DISTRICT

Services Fuel U.S. Jobs and Growth

Services fuel America's economic growth and jobs, generating more than 77 percent of employment in the United States and 68 percent of GDP. Services are a major component of the manufacturing and agricultural sectors, and they boost the competitiveness of those sectors.

In CA-39, services accounted for 76 percent of all jobs in 2022. The top services sector for employment was educational services, and health care and social assistance, which alone employed 77,700 CA-39 workers.



■ Services
 ■ Agriculture
 ■ Manufacturing
 ■ Construction
 ■ Public Administration

CA-39 Services Industries Employ **281,200** Workers

CA-39 Jobs by Sector and Services Subsector, 2022

Agriculture, Forestry, & Mining	3,700
Construction	37,900
Manufacturing	30,900
Public Administration	18,200
Total Services	281,200
<i>Wholesale Trade</i>	11,200
<i>Retail Trade</i>	48,900
<i>Transportation, Warehousing, & Utilities</i>	40,100
<i>Information</i>	3,100
<i>Finance, Insurance, & Real Estate</i>	14,000
<i>Professional, Scientific, & Management</i>	32,100
<i>Education, Health Care, & Social Assistance</i>	77,700
<i>Arts, Entertainment, Accommodation, & Food</i>	35,800
<i>Other Services</i>	18,300