

California's 26th DISTRICT

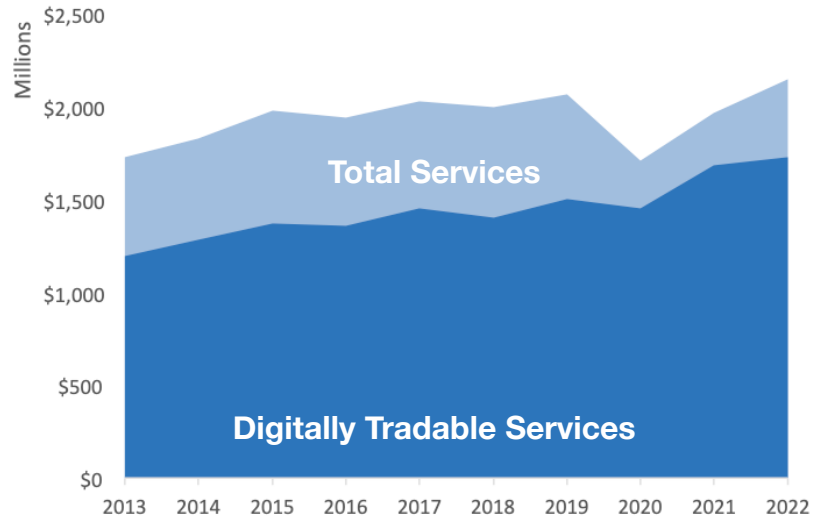
U.S. Services Supply the World

CA-26 has seen a rise in services exports, boosting economic growth and jobs. Services exports have fully recovered from Covid-related declines. In 2022, the U.S. services trade surplus was \$232 billion.

U.S. services industries are the most competitive and innovative in the world. They provide new economic opportunities and contribute to the successful production of manufacturing and agriculture in the United States and abroad.


Type	2013	2019	2020	2022
Total Services	\$1.7B	\$2.1B	\$1.7B	\$2.1B
Digitally Tradable	\$1.2B	\$1.5B	\$1.5B	\$1.7B

CA-26 Services Exports



CA-26 Services Exports Support **11,360** Jobs, Including **8,270** from Digitally Tradable Services

CA-26 Services Exports by Sector, 2022 (\$ millions)



CA-26 Services Exports to Select Markets, 2022

- To China:** \$92 million in services exports supporting 450 jobs
- To Canada:** \$140 million in services exports supporting 830 jobs
- To Mexico:** \$85 million in services exports supporting 590 jobs

CA-26 Digital Services Exports to Select Markets, 2022

- To EU:** \$558 million in services exports supporting 2,680 jobs
- To UK:** \$146 million in services exports supporting 740 jobs
- To Africa:** \$25 million in services exports supporting 130 jobs
- To IPEF*:** \$284 million in services exports supporting 1,370 jobs

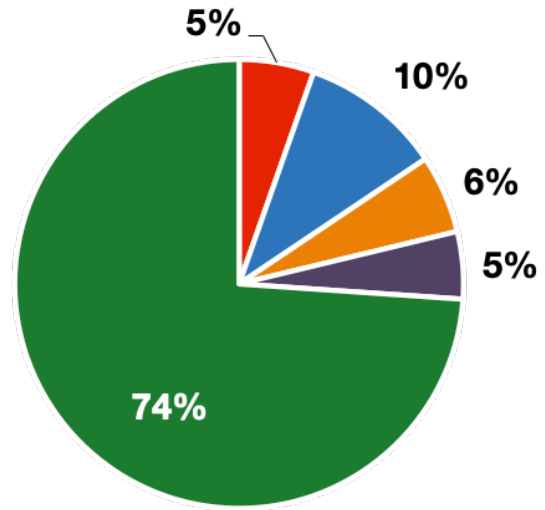
* Sources: National data from the U.S. Bureau of Economic Analysis, state export and jobs data from Trade Partnership Worldwide. "IPEF" includes the participants as of launch on July 1, 2024.
Copyright 2024. The Coalition of Services Industries. All rights reserved.

California's 26th DISTRICT

Services Fuel U.S. Jobs and Growth

Services fuel America's economic growth and jobs, generating more than 77 percent of employment in the United States and 68 percent of GDP. Services are a major component of the manufacturing and agricultural sectors, and they boost the competitiveness of those sectors.

In CA-26, services accounted for 74 percent of all jobs in 2022. The top services sector for employment was educational services, and health care and social assistance, which alone employed 82,000 CA-26 workers.



■ Services
 ■ Agriculture
 ■ Manufacturing
 ■ Construction
 ■ Public Administration

CA-26 Services Industries Employ **277,000** Workers

CA-26 Jobs by Sector and Services Subsector, 2022

Agriculture, Forestry, & Mining	20,200
Construction	21,200
Manufacturing	38,300
Public Administration	18,200
Total Services	277,000
<i>Wholesale Trade</i>	9,400
<i>Retail Trade</i>	37,800
<i>Transportation, Warehousing, & Utilities</i>	13,600
<i>Information</i>	10,200
<i>Finance, Insurance, & Real Estate</i>	26,100
<i>Professional, Scientific, & Management</i>	49,200
<i>Education, Health Care, & Social Assistance</i>	82,000
<i>Arts, Entertainment, Accommodation, & Food</i>	32,100
<i>Other Services</i>	16,700