

California's 16th DISTRICT

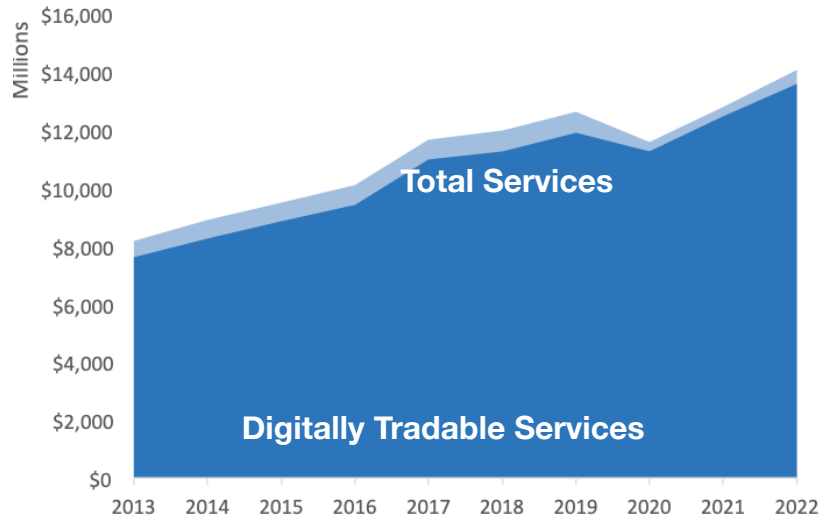
U.S. Services Supply the World

CA-16 has seen a rise in services exports, boosting economic growth and jobs. Services exports have fully recovered from Covid-related declines. In 2022, the U.S. services trade surplus was \$232 billion.

U.S. services industries are the most competitive and innovative in the world. They provide new economic opportunities and contribute to the successful production of manufacturing and agriculture in the United States and abroad.

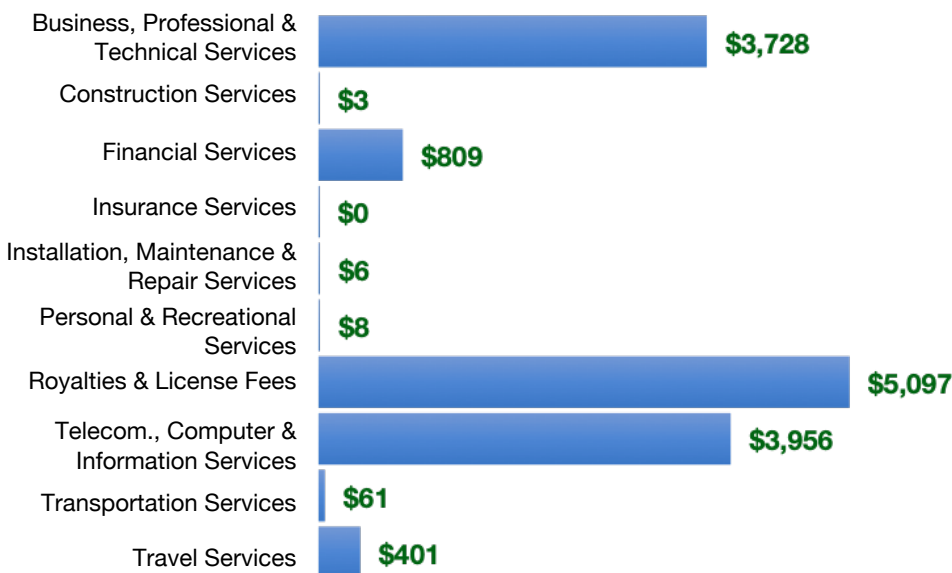
Type	2013	2019	2020	2022
Total Services	\$8.2B	\$13B	\$12B	\$14B
Digitally Tradable	\$7.6B	\$12B	\$11B	\$14B

CA-16 Services Exports



CA-16 Services Exports Support **55,250** Jobs, Including **50,670** from Digitally Tradable Services

CA-16 Services Exports by Sector, 2022 (\$ millions)



CA-16 Services Exports to Select Markets, 2022

- To China:** \$631 million in services exports supporting 2,960 jobs
- To Canada:** \$741 million in services exports supporting 3,200 jobs
- To Mexico:** \$270 million in services exports supporting 1,270 jobs

CA-16 Digital Services Exports to Select Markets, 2022

- To EU:** \$5.1 billion in services exports supporting 18,080 jobs
- To UK:** \$867 million in services exports supporting 3,410 jobs
- To Africa:** \$131 million in services exports supporting 510 jobs
- To IPEF*:** \$2.8 billion in services exports supporting 10,410 jobs

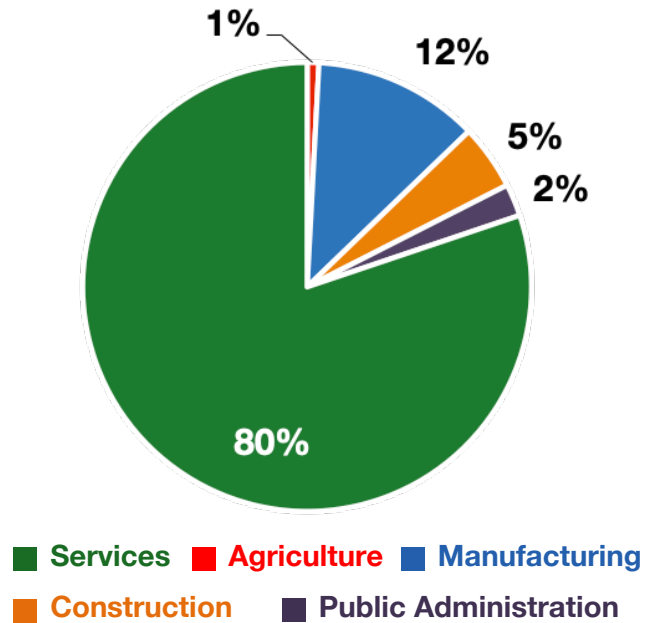
* Sources: National data from the U.S. Bureau of Economic Analysis, state export and jobs data from Trade Partnership Worldwide. "IPEF" includes the participants as of launch on July 1, 2024.
Copyright 2024. The Coalition of Services Industries. All rights reserved.

California's 16th DISTRICT

Services Fuel U.S. Jobs and Growth

Services fuel America's economic growth and jobs, generating more than 77 percent of employment in the United States and 68 percent of GDP. Services are a major component of the manufacturing and agricultural sectors, and they boost the competitiveness of those sectors.

In CA-16, services accounted for 80 percent of all jobs in 2022. The top services sector for employment was professional, scientific, and management, and administrative, and waste management services, which alone employed 87,600 CA-16 workers.



CA-16 Services Industries Employ **299,400** Workers

CA-16 Jobs by Sector and Services Subsector, 2022

Agriculture, Forestry, & Mining	3,100
Construction	17,600
Manufacturing	44,700
Public Administration	8,700
Total Services	299,400
<i>Wholesale Trade</i>	4,900
<i>Retail Trade</i>	27,700
<i>Transportation, Warehousing, & Utilities</i>	11,000
<i>Information</i>	27,400
<i>Finance, Insurance, & Real Estate</i>	19,600
<i>Professional, Scientific, & Management</i>	87,600
<i>Education, Health Care, & Social Assistance</i>	79,300
<i>Arts, Entertainment, Accommodation, & Food</i>	27,400
<i>Other Services</i>	14,500