

## California's 12<sup>th</sup> DISTRICT

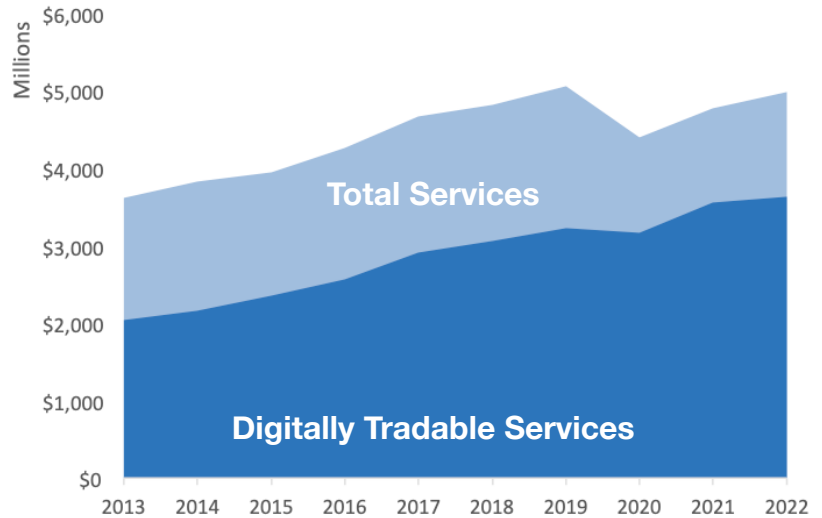
### U.S. Services Supply the World

CA-12 has seen a rise in services exports, boosting economic growth and jobs. Services exports have nearly recovered from Covid-related declines. In 2022, the U.S. services trade surplus was \$232 billion.

U.S. services industries are the most competitive and innovative in the world. They provide new economic opportunities and contribute to the successful production of manufacturing and agriculture in the United States and abroad.

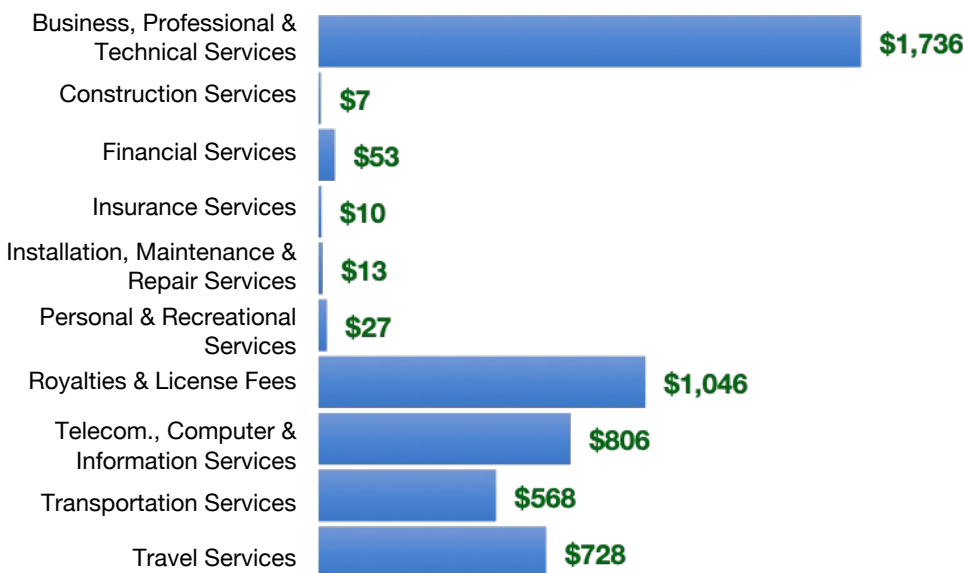
| Type               | 2013   | 2019   | 2020   | 2022   |
|--------------------|--------|--------|--------|--------|
| Total Services     | \$3.6B | \$5.1B | \$4.4B | \$5.0B |
| Digitally Tradable | \$2.0B | \$3.2B | \$3.2B | \$3.6B |

### CA-12 Services Exports



CA-12 Services Exports Support **26,270** Jobs, Including **16,000** from Digitally Tradable Services

### CA-12 Services Exports by Sector, 2022 (\$ millions)



### CA-12 Services Exports to Select Markets, 2022

- To China:** \$376 million in services exports supporting 2,660 jobs
- To Canada:** \$284 million in services exports supporting 1,540 jobs
- To Mexico:** \$130 million in services exports supporting 810 jobs

### CA-12 Digital Services Exports to Select Markets, 2022

- To EU:** \$1.3 billion in services exports supporting 5,640 jobs
- To UK:** \$222 million in services exports supporting 1,070 jobs
- To Africa:** \$42 million in services exports supporting 210 jobs
- To IPEF\*:** \$732 million in services exports supporting 3,140 jobs

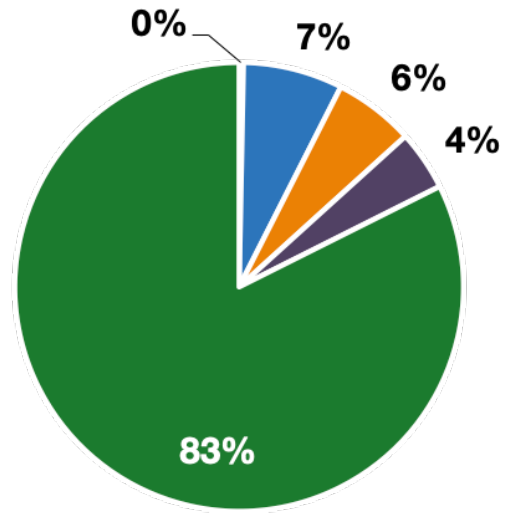
\* Sources: National data from the U.S. Bureau of Economic Analysis, state export and jobs data from Trade Partnership Worldwide. "IPEF" includes the participants as of launch on July 1, 2024.

## California's 12<sup>th</sup> DISTRICT

### Services Fuel U.S. Jobs and Growth

Services fuel America's economic growth and jobs, generating more than 77 percent of employment in the United States and 68 percent of GDP. Services are a major component of the manufacturing and agricultural sectors, and they boost the competitiveness of those sectors.

In CA-12, services accounted for 82 percent of all jobs in 2022. The top services sector for employment was educational services, and health care and social assistance, which alone employed 95,800 CA-12 workers.



CA-12 Services Industries Employ **322,400** Workers

### CA-12 Jobs by Sector and Services Subsector, 2022

|  |                |
|--|----------------|
| Agriculture, Forestry, & Mining                        | 1,200          |
| Construction   | 22,700         |
| Manufacturing  | 28,100         |
| Public Administration                                  | 16,900         |
| <b>Total Services</b>                                  | <b>322,400</b> |
| <i>Wholesale Trade</i>                                 | 7,500          |
| <i>Retail Trade</i>                                    | 29,200         |
| <i>Transportation, Warehousing, &amp; Utilities</i>    | 21,100         |
| <i>Information</i>                                     | 16,500         |
| <i>Finance, Insurance, &amp; Real Estate</i>           | 22,400         |
| <i>Professional, Scientific, &amp; Management</i>      | 77,600         |
| <i>Education, Health Care, &amp; Social Assistance</i> | 95,800         |
| <i>Arts, Entertainment, Accommodation, &amp; Food</i>  | 30,100         |
| <i>Other Services</i>                                  | 22,200         |