

## California's 11<sup>th</sup> DISTRICT

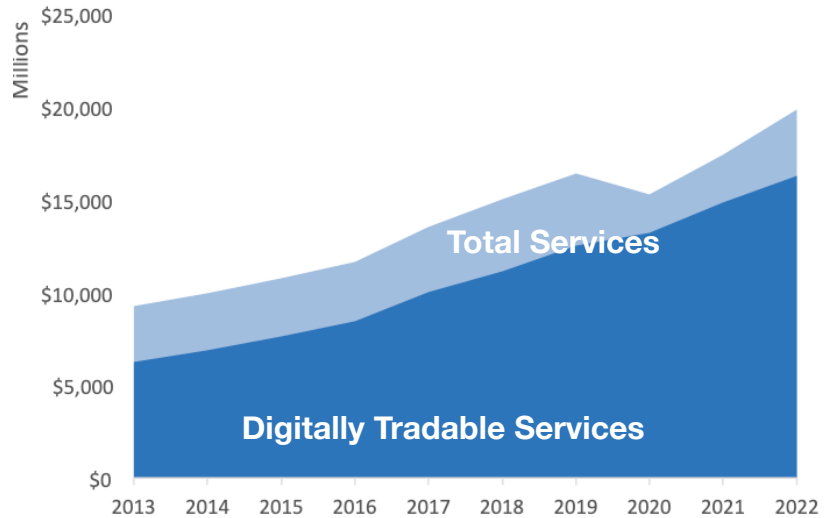
### U.S. Services Supply the World

CA-11 has seen a rise in services exports, boosting economic growth and jobs. Services exports have fully recovered from Covid-related declines. In 2022, the U.S. services trade surplus was \$232 billion.

U.S. services industries are the most competitive and innovative in the world. They provide new economic opportunities and contribute to the successful production of manufacturing and agriculture in the United States and abroad.

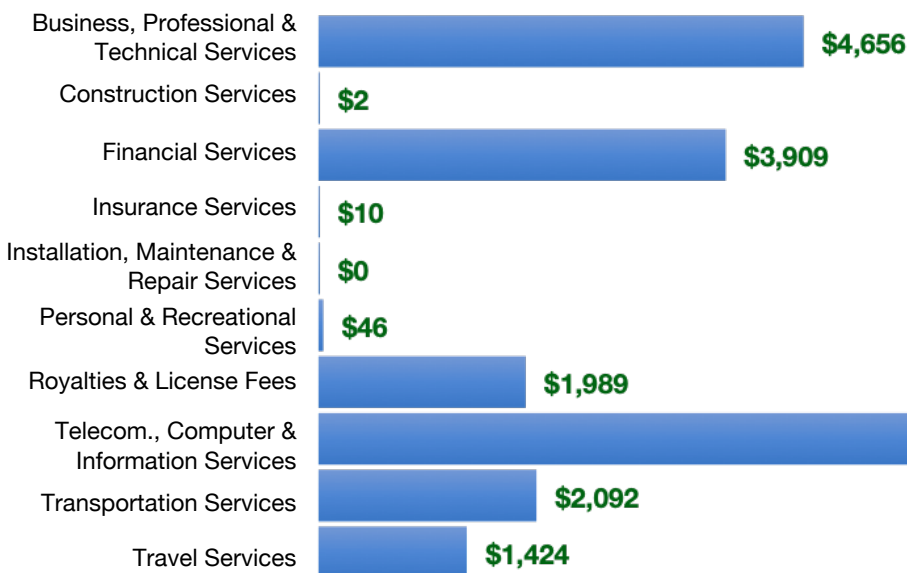
Type	2013	2019	2020	2022
Total Services	\$9.2B	\$16B	\$15B	\$20B
Digitally Tradable	\$6.2B	\$12B	\$13B	\$16B

### CA-11 Services Exports



CA-11 Services Exports Support **95,250** Jobs, Including **71,840** from Digitally Tradable Services

### CA-11 Services Exports by Sector, 2022 (\$ millions)



### CA-11 Services Exports to Select Markets, 2022

- To China:** \$627 million in services exports supporting 3,120 jobs
- To Canada:** \$1.5 billion in services exports supporting 7,660 jobs
- To Mexico:** \$590 million in services exports supporting 3,750 jobs

### CA-11 Digital Services Exports to Select Markets, 2022

- To EU:** \$4.7 billion in services exports supporting 21,080 jobs
- To UK:** \$1.4 billion in services exports supporting 6,380 jobs
- To Africa:** \$180 million in services exports supporting 850 jobs
- To IPEF\*:** \$2.7 billion in services exports supporting 11,990 jobs

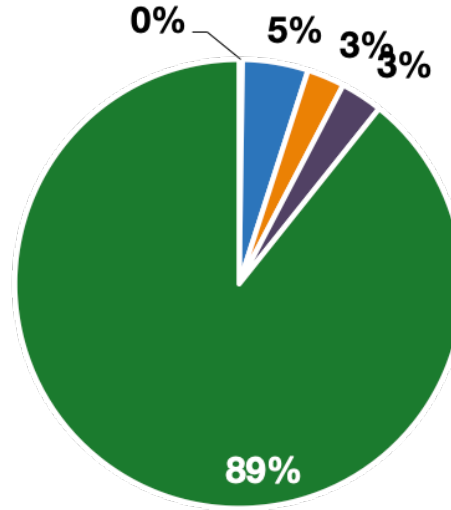
\* Sources: National data from the U.S. Bureau of Economic Analysis, state export and jobs data from Trade Partnership Worldwide. "IPEF" includes the participants as of launch on July 1, 2024.  
Copyright 2024. The Coalition of Services Industries. All rights reserved.

## California's 11<sup>th</sup> DISTRICT

### Services Fuel U.S. Jobs and Growth

Services fuel America's economic growth and jobs, generating more than 77 percent of employment in the United States and 68 percent of GDP. Services are a major component of the manufacturing and agricultural sectors, and they boost the competitiveness of those sectors.

In CA-11, services accounted for 89 percent of all jobs in 2022. The top services sector for employment was professional, scientific, and management, and administrative, and waste management services, which alone employed 119,600 CA-11 workers.



### CA-11 Services Industries Employ **374,100** Workers

### CA-11 Jobs by Sector and Services Subsector, 2022

Agriculture, Forestry, & Mining	1,000
Construction	11,300
Manufacturing	19,900
Public Administration	12,800
<b>Total Services</b>	<b>374,100</b>
<i>Wholesale Trade</i>	5,900
<i>Retail Trade</i>	32,100
<i>Transportation, Warehousing, &amp; Utilities</i>	18,300
<i>Information</i>	26,600
<i>Finance, Insurance, &amp; Real Estate</i>	37,400
<i>Professional, Scientific, &amp; Management</i>	119,600
<i>Education, Health Care, &amp; Social Assistance</i>	86,000
<i>Arts, Entertainment, Accommodation, &amp; Food</i>	32,200
<i>Other Services</i>	15,900