

Arizona's 6th DISTRICT

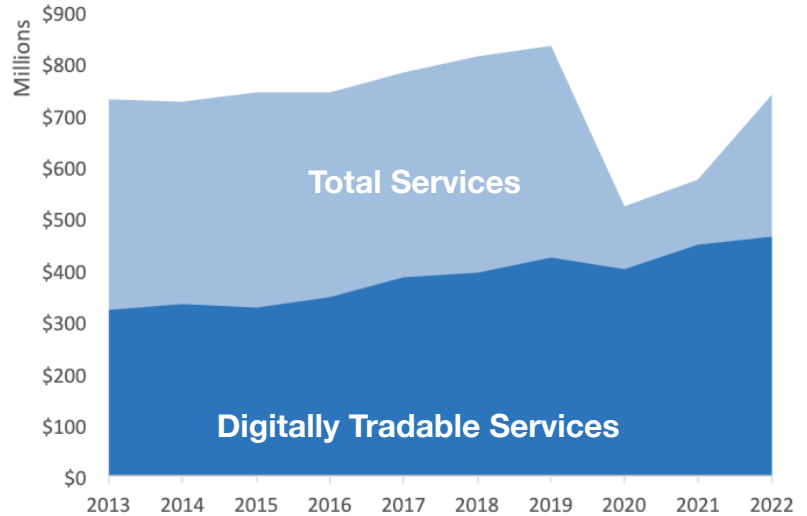
U.S. Services Supply the World

AZ-6 has seen a rise in services exports, boosting economic growth and jobs. Services exports have nearly recovered from Covid-related declines. In 2022, the U.S. services trade surplus was \$232 billion.

U.S. services industries are the most competitive and innovative in the world. They provide new economic opportunities and contribute to the successful production of manufacturing and agriculture in the United States and abroad.

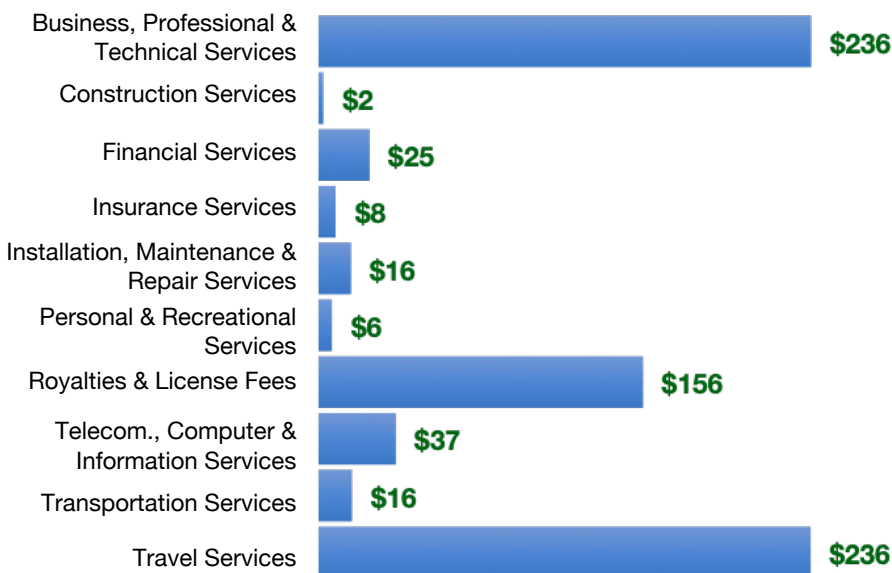
Type	2013	2019	2020	2022
Total Services	\$729M	\$834M	\$522M	\$739M
Digitally Tradable	\$321M	\$423M	\$400M	\$465M

AZ-6 Services Exports



AZ-6 Services Exports Support **4,860** Jobs,
Including **2,320** from Digitally Tradable Services

AZ-6 Services Exports by Sector, 2022 (\$ millions)



AZ-6 Services Exports to Select Markets, 2022

- To China:** \$24 million in services exports supporting **150 jobs**
- To Canada:** \$59 million in services exports supporting **450 jobs**
- To Mexico:** \$53 million in services exports supporting **450 jobs**

AZ-6 Digital Services Exports to Select Markets, 2022

- To EU:** \$160 million in services exports supporting **760 jobs**
- To UK:** \$31 million in services exports supporting **170 jobs**
- To Africa:** \$5.5 million in services exports supporting **30 jobs**
- To IPEF*:** \$90 million in services exports supporting **460 jobs**

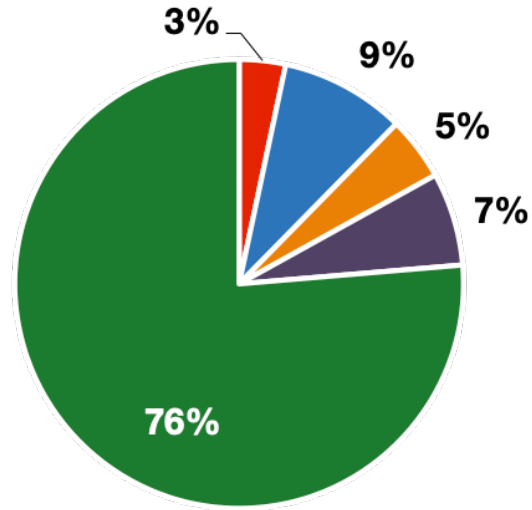
* Sources: National data from the U.S. Bureau of Economic Analysis, state export and jobs data from Trade Partnership Worldwide. "IPEF" includes the participants as of launch on July 1, 2024.

Arizona's 6th DISTRICT

Services Fuel U.S. Jobs and Growth

Services fuel America's economic growth and jobs, generating more than 77 percent of employment in the United States and 68 percent of GDP. Services are a major component of the manufacturing and agricultural sectors, and they boost the competitiveness of those sectors.

In AZ-6, services accounted for 76 percent of all jobs in 2022. The top services sector for employment was educational services, and health care and social assistance, which alone employed 86,400 AZ-6 workers.



■ Services
 ■ Agriculture
 ■ Manufacturing
 ■ Construction
 ■ Public Administration

AZ-6 Services Industries Employ **255,500** Workers

AZ-6 Jobs by Sector and Services Subsector, 2022

Agriculture, Forestry, & Mining	11,200
Construction	15,300
Manufacturing	30,200
Public Administration	22,500
Total Services	255,500
<i>Wholesale Trade</i>	5,200
<i>Retail Trade</i>	43,500
<i>Transportation, Warehousing, & Utilities</i>	14,900
<i>Information</i>	4,400
<i>Finance, Insurance, & Real Estate</i>	22,400
<i>Professional, Scientific, & Management</i>	38,300
<i>Education, Health Care, & Social Assistance</i>	86,400
<i>Arts, Entertainment, Accommodation, & Food</i>	27,200
<i>Other Services</i>	13,300