

WASHINGTON

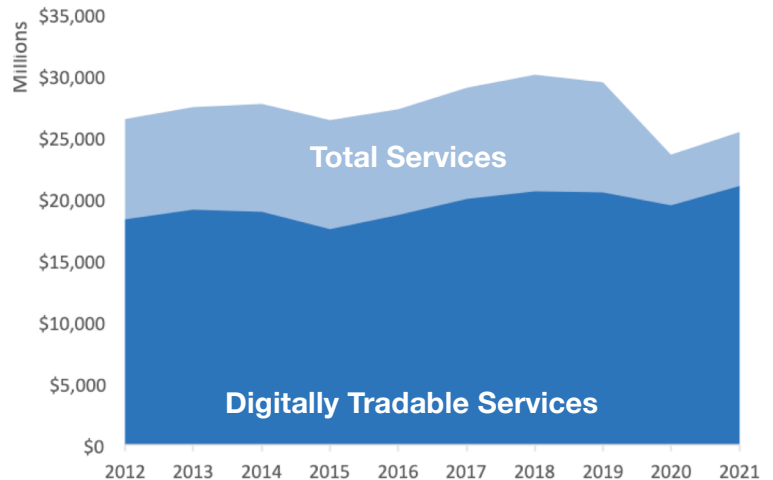
U.S. Services Supply the World

Washington has seen a rise in services exports, boosting state economic growth and jobs. Despite some Covid-related export declines, the U.S. services trade surplus was \$245 billion in 2021.

U.S. services industries are the most competitive and innovative in the world. They provide new economic opportunities and contribute to the successful production of manufacturing and agriculture in the United States and abroad.

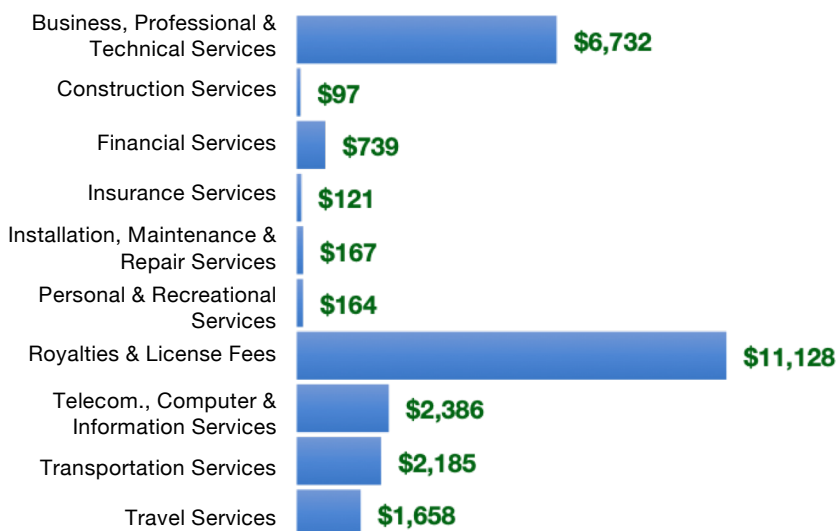
Type	2012	2019	2020	2021
Total Services	\$26B	\$29B	\$24B	\$25B
Digitally Tradable	\$18B	\$20B	\$19B	\$21B

Washington Services Exports



Washington Services Exports Support **106,390** Jobs, Including **80,400** from Digitally Tradable Services

WA Services Exports by Sector, 2021 (\$ millions)



WA Services Exports to Select Markets, 2021

- To China:** \$1.4 billion in services exports supporting 6,500 jobs
- To Canada:** \$1.4 billion in services exports supporting 6,290 jobs
- To Mexico:** \$859 million in services exports supporting 5,710 jobs

WA Digital Services Exports to Select Markets, 2021

- To EU:** \$8.1 billion in services exports supporting 27,880 jobs
- To UK:** \$1.2 billion in services exports supporting 5,260 jobs
- To Africa:** \$223 million in services exports supporting 1,550 jobs
- To IPEF*:** \$4.2 billion in services exports supporting 15,300 jobs

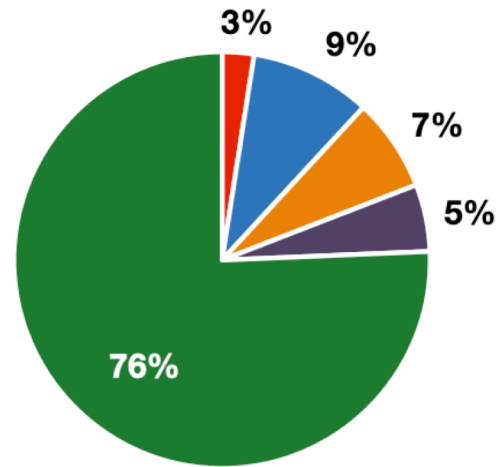
* Sources: National data from the U.S. Bureau of Economic Analysis, state export and jobs data from Trade Partnership Worldwide. "IPEF" includes the participants as of launch on May 23, 2022. Copyright 2023. The Coalition of Services Industries. All rights reserved.

WASHINGTON

Services Fuel U.S. Jobs and Growth

Services fuel America’s economic growth and jobs, generating more than 77 percent of employment in the United States and 68 percent of GDP. Services are a major component of the manufacturing and agricultural sectors, and they boost the competitiveness of those sectors.

In Washington, services accounted for 76 percent of all jobs in 2021. The top services sector for employment was education, health care, and social assistance services, which alone employed 786,500 Washington workers.



■ Services
 ■ Agriculture
 ■ Manufacturing
 ■ Construction
 ■ Public Administration

Washington Services Industries Employ **2.8 Million** Workers

Washington Jobs by Sector and Services Subsector, 2021

Agriculture, Forestry, & Mining	91,300
Construction	267,600
Manufacturing	347,900
Public Administration	192,500
Total Services	2.8 Million
<i>Wholesale Trade</i>	82,500
<i>Retail Trade</i>	438,600
<i>Transportation, Warehousing, & Utilities</i>	220,500
<i>Information</i>	95,800
<i>Finance, Insurance, & Real Estate</i>	197,600
<i>Professional, Scientific, & Management</i>	537,800
<i>Education, Health Care, & Social Assistance</i>	786,500
<i>Arts, Entertainment, Accommodation, & Food</i>	287,300
<i>Other Services</i>	150,600