

VIRGINIA

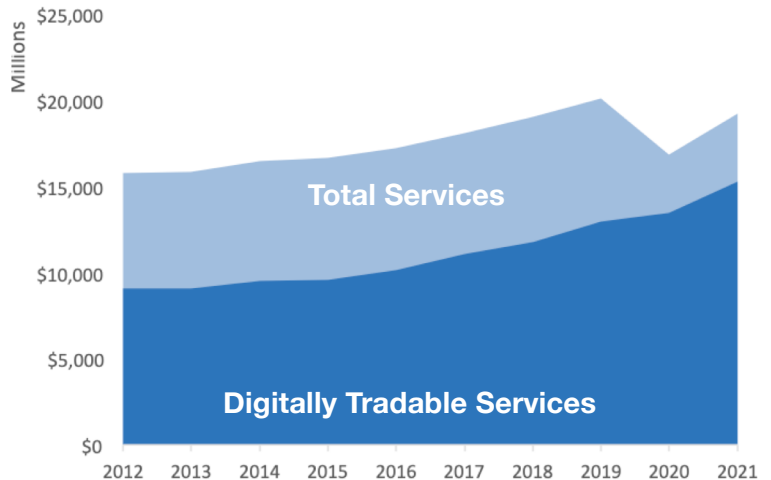
U.S. Services Supply the World

Virginia has seen a rise in services exports, boosting state economic growth and jobs. Despite some Covid-related export declines, the U.S. services trade surplus was \$245 billion in 2021.

U.S. services industries are the most competitive and innovative in the world. They provide new economic opportunities and contribute to the successful production of manufacturing and agriculture in the United States and abroad.

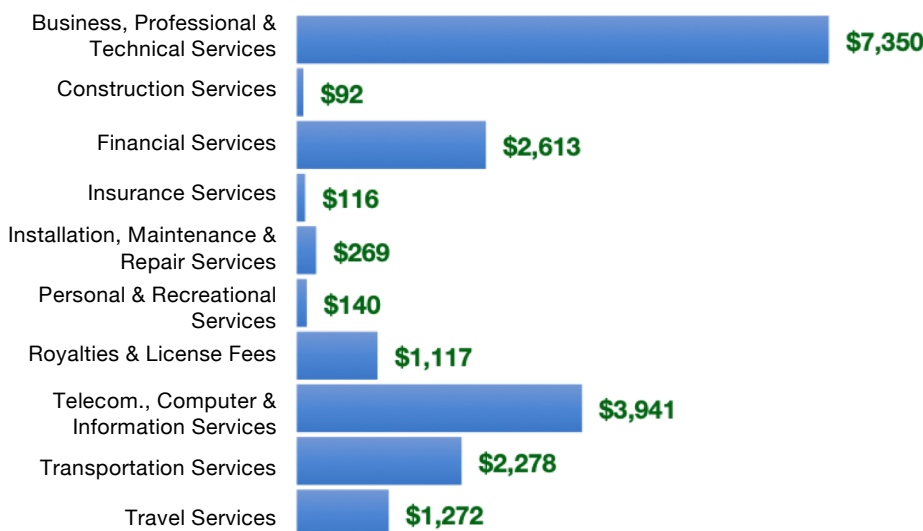
Type	2012	2019	2020	2021
Total Services	\$16B	\$20B	\$17B	\$19B
Digitally Tradable	\$9.1B	\$13B	\$13B	\$15B

Virginia Services Exports



Virginia Services Exports Support **118,680** Jobs, Including **95,670** from Digitally Tradable Services

VA Services Exports by Sector, 2021 (\$ millions)



VA Services Exports to Select Markets, 2021

To China: \$837 million in services exports supporting 6,170 jobs

To Canada: \$1.4 billion in services exports supporting 8,720 jobs

To Mexico: \$765 million in services exports supporting 5,200 jobs

VA Digital Services Exports to Select Markets, 2021

To EU: \$4.7 billion in services exports supporting 31,670 jobs

To UK: \$1.4 billion in services exports supporting 8,760 jobs

To Africa: \$256 million in services exports supporting 1,670 jobs

To IPEF*: \$2.8 billion in services exports supporting 17,260 jobs

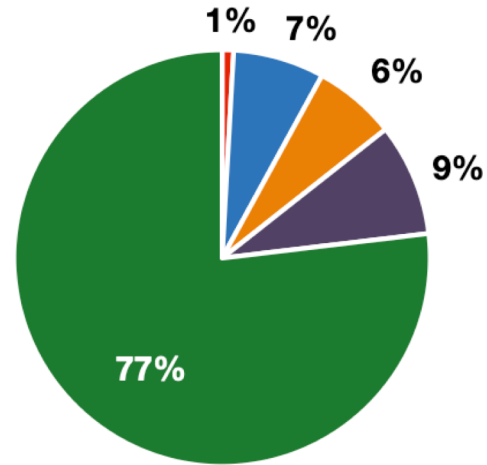
* Sources: National data from the U.S. Bureau of Economic Analysis, state export and jobs data from Trade Partnership Worldwide. "IPEF" includes the participants as of launch on May 23, 2022. Copyright 2023. The Coalition of Services Industries. All rights reserved.

VIRGINIA

Services Fuel U.S. Jobs and Growth

Services fuel America’s economic growth and jobs, generating more than 77 percent of employment in the United States and 68 percent of GDP. Services are a major component of the manufacturing and agricultural sectors, and they boost the competitiveness of those sectors.

In Virginia, services accounted for 77 percent of all jobs in 2021. The top services sector for employment was education, health care, and social assistance services, which alone employed 940,500 Virginia workers.



■ Services
 ■ Agriculture
 ■ Manufacturing
 ■ Construction
 ■ Public Administration

Virginia Services Industries Employ **3.2 Million** Workers

Virginia Jobs by Sector and Services Subsector, 2021

Agriculture, Forestry, & Mining	37,300
Construction	269,400
Manufacturing	298,200
Public Administration	367,100
Total Services	3.2 Million
<i>Wholesale Trade</i>	69,800
<i>Retail Trade</i>	407,000
<i>Transportation, Warehousing, & Utilities</i>	200,600
<i>Information</i>	76,500
<i>Finance, Insurance, & Real Estate</i>	269,800
<i>Professional, Scientific, & Management</i>	714,300
<i>Education, Health Care, & Social Assistance</i>	940,500
<i>Arts, Entertainment, Accommodation, & Food</i>	335,500
<i>Other Services</i>	220,400