

TEXAS

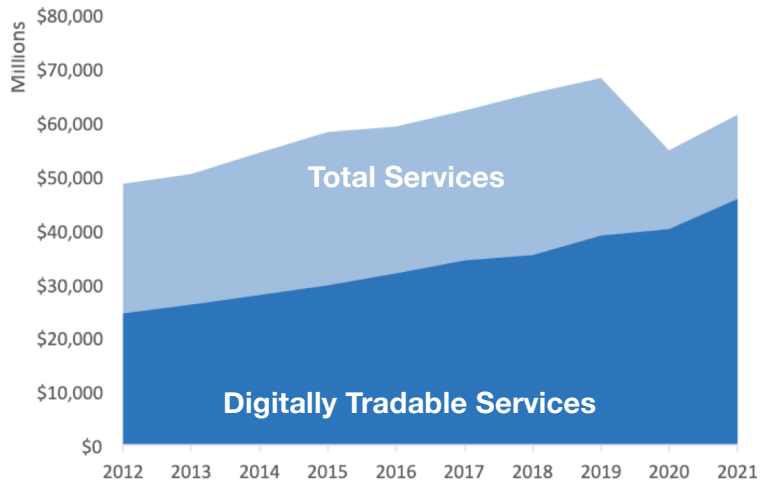
U.S. Services Supply the World

Texas has seen a rise in services exports, boosting state economic growth and jobs. Despite some Covid-related export declines, the U.S. services trade surplus was \$245 billion in 2021.

U.S. services industries are the most competitive and innovative in the world. They provide new economic opportunities and contribute to the successful production of manufacturing and agriculture in the United States and abroad.

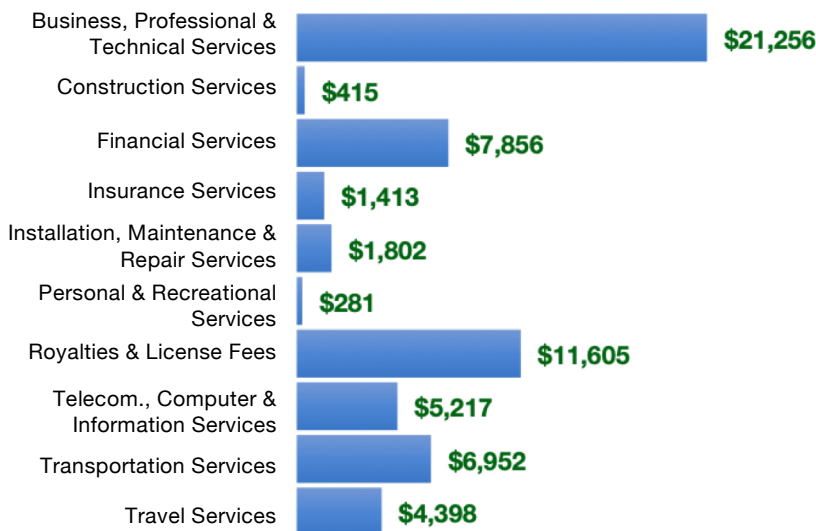
Type	2012	2019	2020	2021
Total Services	\$48B	\$68B	\$55B	\$61B
Digitally Tradable	\$24B	\$39B	\$40B	\$46B

Texas Services Exports



Texas Services Exports Support **335,090** Jobs, Including **241,030** from Digitally Tradable Services

TX Services Exports by Sector, 2021 (\$ millions)



TX Services Exports to Select Markets, 2021

- To China:** \$2.9 billion in services exports supporting 17,970 jobs
- To Canada:** \$3.7 billion in services exports supporting 20,000 jobs
- To Mexico:** \$2.7 billion in services exports supporting 17,140 jobs

TX Digital Services Exports to Select Markets, 2021

- To EU:** \$14 billion in services exports supporting 82,820 jobs
- To UK:** \$3.8 billion in services exports supporting 21,180 jobs
- To Africa:** \$608 million in services exports supporting 3,780 jobs
- To IPEF*:** \$7.5 billion in services exports supporting 39,700 jobs

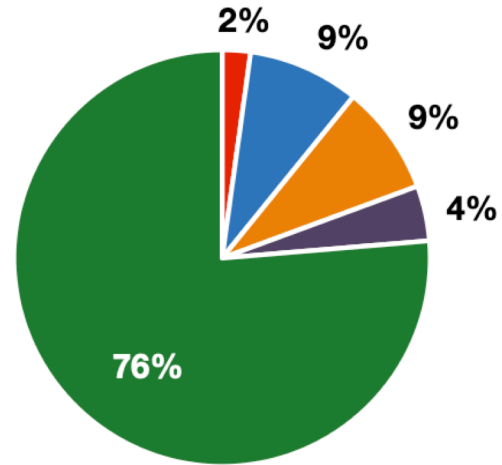
* Sources: National data from the U.S. Bureau of Economic Analysis, state export and jobs data from Trade Partnership Worldwide. "IPEF" includes the participants as of launch on May 23, 2022. Copyright 2023. The Coalition of Services Industries. All rights reserved.

TEXAS

Services Fuel U.S. Jobs and Growth

Services fuel America’s economic growth and jobs, generating more than 77 percent of employment in the United States and 68 percent of GDP. Services are a major component of the manufacturing and agricultural sectors, and they boost the competitiveness of those sectors.

In Texas, services accounted for 76 percent of all jobs in 2021. The top services sector for employment was education, health care, and social assistance services, which alone employed 3 million Texas workers.



■ Services
 ■ Agriculture
 ■ Manufacturing
 ■ Construction
 ■ Public Administration

Texas Services Industries Employ **10.5 Million** Workers

Texas Jobs by Sector and Services Subsector, 2021

Agriculture, Forestry, & Mining	304,000
Construction	1.2 Million
Manufacturing	1.2 Million
Public Administration	590,700
Total Services	10.5 Million
<i>Wholesale Trade</i>	341,100
<i>Retail Trade</i>	1.5 Million
<i>Transportation, Warehousing, & Utilities</i>	904,300
<i>Information</i>	217,100
<i>Finance, Insurance, & Real Estate</i>	978,600
<i>Professional, Scientific, & Management</i>	1.7 Million
<i>Education, Health Care, & Social Assistance</i>	3 Million
<i>Arts, Entertainment, Accommodation, & Food</i>	1.1 Million
<i>Other Services</i>	680,200