

TENNESSEE

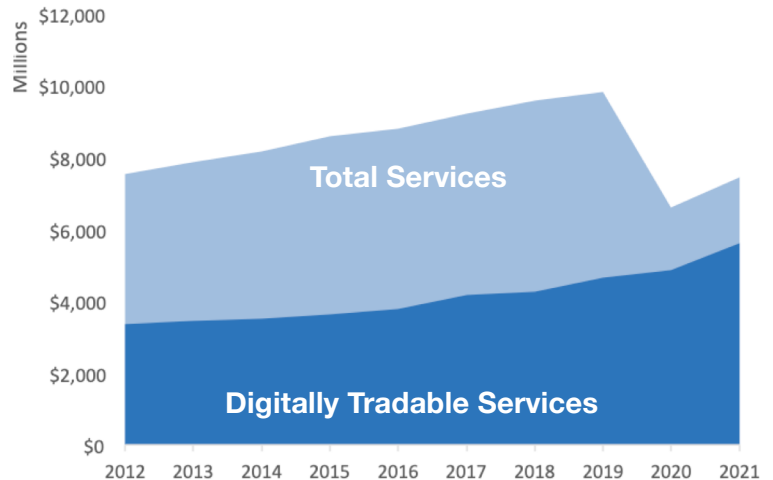
U.S. Services Supply the World

Tennessee has seen a rise in services exports, boosting state economic growth and jobs. Despite some Covid-related export declines, the U.S. services trade surplus was \$245 billion in 2021.

U.S. services industries are the most competitive and innovative in the world. They provide new economic opportunities and contribute to the successful production of manufacturing and agriculture in the United States and abroad.

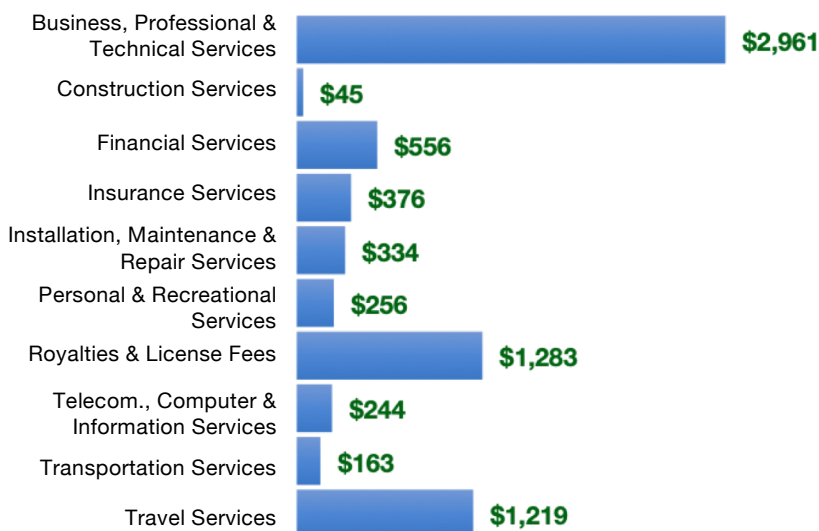
Type	2012	2019	2020	2021
Total Services	\$7.5B	\$9.8B	\$6.6B	\$7.4B
Digitally Tradable	\$3.4B	\$4.6B	\$4.9B	\$5.6B

Tennessee Services Exports



Tennessee Services Exports Support **52,030** Jobs, Including **35,790** from Digitally Tradable Services

TN Services Exports by Sector, 2021 (\$ millions)



TN Services Exports to Select Markets, 2021

To China: \$405 million in services exports supporting 3,040 jobs

To Canada: \$547 million in services exports supporting 3,360 jobs

To Mexico: \$469 million in services exports supporting 3,850 jobs

TN Digital Services Exports to Select Markets, 2021

To EU: \$1.8 billion in services exports supporting 12,400 jobs

To UK: \$585 million in services exports supporting 3,600 jobs

To Africa: \$79 million in services exports supporting 620 jobs

To IPEF*: \$941 million in services exports supporting 5,960 jobs

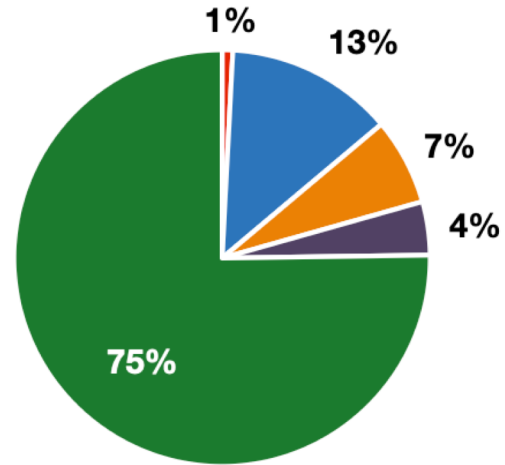
* Sources: National data from the U.S. Bureau of Economic Analysis, state export and jobs data from Trade Partnership Worldwide. "IPEF" includes the participants as of launch on May 23, 2022. Copyright 2023. The Coalition of Services Industries. All rights reserved.

TENNESSEE

Services Fuel U.S. Jobs and Growth

Services fuel America’s economic growth and jobs, generating more than 77 percent of employment in the United States and 68 percent of GDP. Services are a major component of the manufacturing and agricultural sectors, and they boost the competitiveness of those sectors.

In Tennessee, services accounted for 75 percent of all jobs in 2021. The top services sector for employment was education, health care, and social assistance services, which alone employed 727,000 Tennessee workers.



■ Services
 ■ Agriculture
 ■ Manufacturing
 ■ Construction
 ■ Public Administration

Tennessee Services Industries Employ **2.4 Million** Workers

Tennessee Jobs by Sector and Services Subsector, 2021

Agriculture, Forestry, & Mining	26,900
Construction	218,600
Manufacturing	422,600
Public Administration	134,200
Total Services	2.4 Million
<i>Wholesale Trade</i>	76,800
<i>Retail Trade</i>	382,100
<i>Transportation, Warehousing, & Utilities</i>	231,500
<i>Information</i>	48,900
<i>Finance, Insurance, & Real Estate</i>	198,400
<i>Professional, Scientific, & Management</i>	332,100
<i>Education, Health Care, & Social Assistance</i>	727,000
<i>Arts, Entertainment, Accommodation, & Food</i>	277,400
<i>Other Services</i>	162,900