

## SOUTH DAKOTA

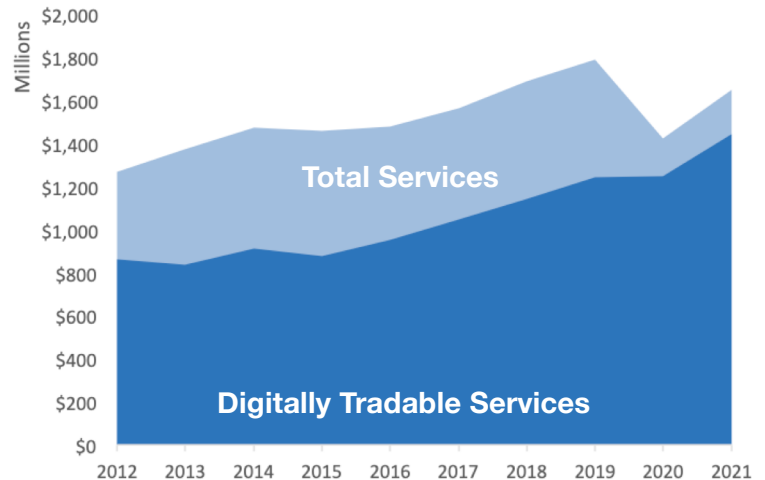
### U.S. Services Supply the World

South Dakota has seen a rise in services exports, boosting state economic growth and jobs. Despite some Covid-related export declines, the U.S. services trade surplus was \$245 billion in 2021.

U.S. services industries are the most competitive and innovative in the world. They provide new economic opportunities and contribute to the successful production of manufacturing and agriculture in the United States and abroad.

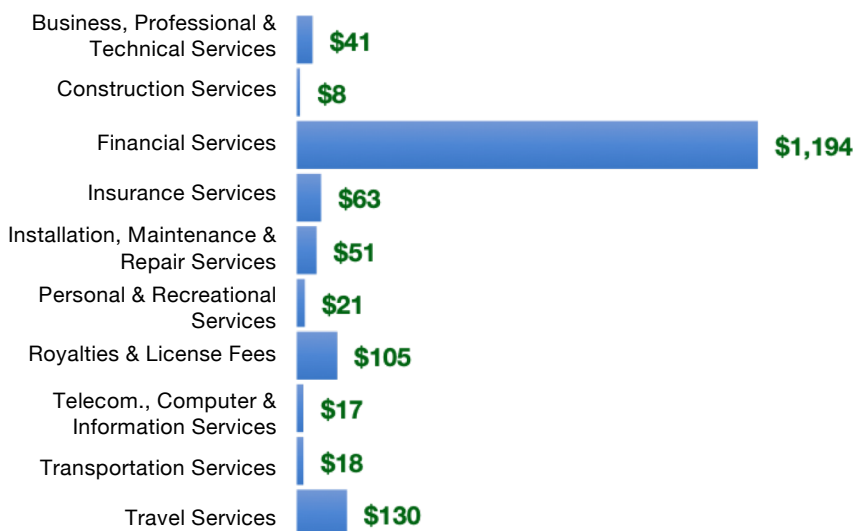
Type	2012	2019	2020	2021
Total Services	\$1.3B	\$1.8B	\$1.4B	\$1.6B
Digitally Tradable	\$860M	\$1.2B	\$1.2B	\$1.4B

### South Dakota Services Exports



South Dakota Services Exports Support **7,850** Jobs, Including **6,160** from Digitally Tradable Services

### SD Services Exports by Sector, 2021 (\$ millions)



### SD Services Exports to Select Markets, 2021

- To China:** \$90 million in services exports supporting 490 jobs
- To Canada:** \$138 million in services exports supporting 610 jobs
- To Mexico:** \$79 million in services exports supporting 490 jobs

### SD Digital Services Exports to Select Markets, 2021

- To EU:** \$317 million in services exports supporting 1,310 jobs
- To UK:** \$221 million in services exports supporting 930 jobs
- To Africa:** \$31 million in services exports supporting 160 jobs
- To IPEF\*:** \$222 million in services exports supporting 970 jobs

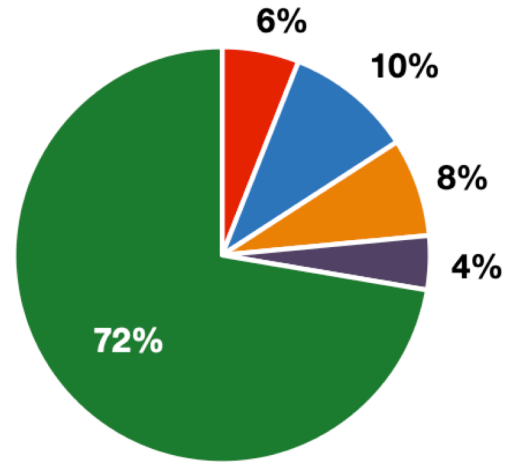
\* Sources: National data from the U.S. Bureau of Economic Analysis, state export and jobs data from Trade Partnership Worldwide. "IPEF" includes the participants as of launch on May 23, 2022. Copyright 2023. The Coalition of Services Industries. All rights reserved.

## SOUTH DAKOTA

### Services Fuel U.S. Jobs and Growth

Services fuel America’s economic growth and jobs, generating more than 77 percent of employment in the United States and 68 percent of GDP. Services are a major component of the manufacturing and agricultural sectors, and they boost the competitiveness of those sectors.

In South Dakota, services accounted for 72 percent of all jobs in 2021. The top services sector for employment was education, health care, and social assistance services, which alone employed 112,000 South Dakota workers.



■ Services 
 ■ Agriculture 
 ■ Manufacturing 
 ■ Construction 
 ■ Public Administration

South Dakota Services Industries Employ **325,000** Workers

### South Dakota Jobs by Sector and Services Subsector, 2021

Agriculture, Forestry, & Mining	26,900
Construction	34,300
Manufacturing	44,300
Public Administration	18,800
<b>Total Services</b>	<b>325,000</b>
<i>Wholesale Trade</i>	10,600
<i>Retail Trade</i>	54,700
<i>Transportation, Warehousing, &amp; Utilities</i>	21,600
<i>Information</i>	6,400
<i>Finance, Insurance, &amp; Real Estate</i>	34,000
<i>Professional, Scientific, &amp; Management</i>	29,800
<i>Education, Health Care, &amp; Social Assistance</i>	112,000
<i>Arts, Entertainment, Accommodation, &amp; Food</i>	35,100
<i>Other Services</i>	20,800