

SOUTH CAROLINA

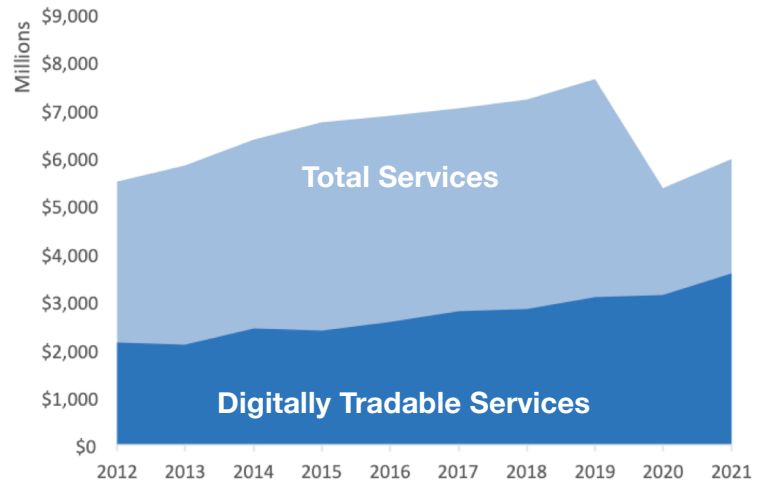
U.S. Services Supply the World

South Carolina has seen a rise in services exports, boosting state economic growth and jobs. Despite some Covid-related export declines, the U.S. services trade surplus was \$245 billion in 2021.

U.S. services industries are the most competitive and innovative in the world. They provide new economic opportunities and contribute to the successful production of manufacturing and agriculture in the United States and abroad.

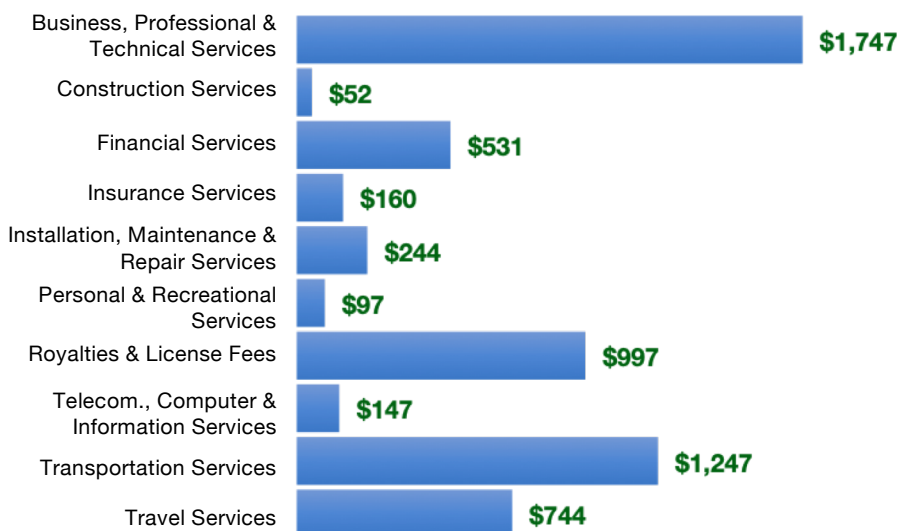
Type	2012	2019	2020	2021
Total Services	\$5.5B	\$7.6B	\$5.4B	\$6.0B
Digitally Tradable	\$2.1B	\$3.1B	\$3.1B	\$3.6B

South Carolina Services Exports



South Carolina Services Exports Support **34,940** Jobs, Including **21,460** from Digitally Tradable Services

SC Services Exports by Sector, 2021 (\$ millions)



SC Services Exports to Select Markets, 2021

- To China:** \$331 million in services exports supporting 2,130 jobs
- To Canada:** \$326 million in services exports supporting 1,990 jobs
- To Mexico:** \$303 million in services exports supporting 2,420 jobs

SC Digital Services Exports to Select Markets, 2021

- To EU:** \$1.1 billion in services exports supporting 6,770 jobs
- To UK:** \$306 million in services exports supporting 1,830 jobs
- To Africa:** \$61 million in services exports supporting 470 jobs
- To IPEF*:** \$621 million in services exports supporting 3,760 jobs

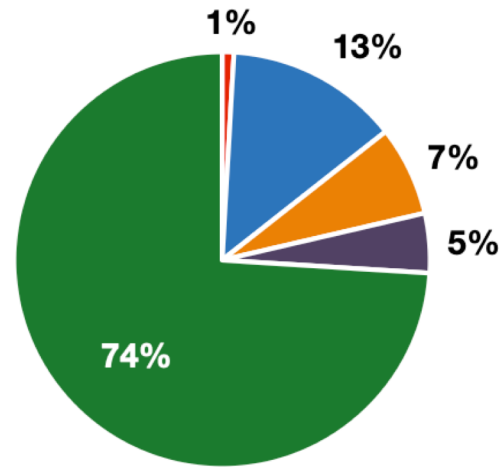
* Sources: National data from the U.S. Bureau of Economic Analysis, state export and jobs data from Trade Partnership Worldwide. "IPEF" includes the participants as of launch on May 23, 2022. Copyright 2023. The Coalition of Services Industries. All rights reserved.

SOUTH CAROLINA

Services Fuel U.S. Jobs and Growth

Services fuel America’s economic growth and jobs, generating more than 77 percent of employment in the United States and 68 percent of GDP. Services are a major component of the manufacturing and agricultural sectors, and they boost the competitiveness of those sectors.

In South Carolina, services accounted for 74 percent of all jobs in 2021. The top services sector for employment was education, health care, and social assistance services, which alone employed 517,200 South Carolina workers.



■ Services
 ■ Agriculture
 ■ Manufacturing
 ■ Construction
 ■ Public Administration

South Carolina Services Industries Employ **1.7 Million** Workers

South Carolina Jobs by Sector and Services Subsector, 2021

Agriculture, Forestry, & Mining	21,200
Construction	162,800
Manufacturing	315,000
Public Administration	108,000
Total Services	1.7 Million
<i>Wholesale Trade</i>	48,700
<i>Retail Trade</i>	265,600
<i>Transportation, Warehousing, & Utilities</i>	128,800
<i>Information</i>	34,900
<i>Finance, Insurance, & Real Estate</i>	144,700
<i>Professional, Scientific, & Management</i>	265,800
<i>Education, Health Care, & Social Assistance</i>	517,200
<i>Arts, Entertainment, Accommodation, & Food</i>	207,200
<i>Other Services</i>	115,600