

PENNSYLVANIA

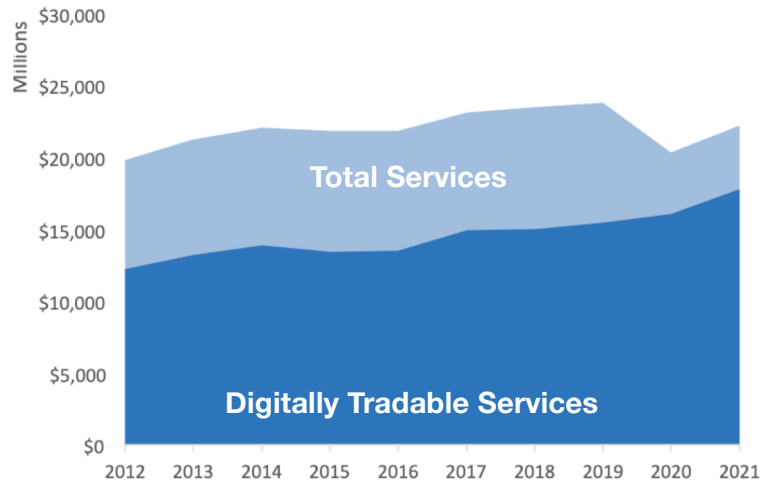
U.S. Services Supply the World

Pennsylvania has seen a rise in services exports, boosting state economic growth and jobs. Despite some Covid-related export declines, the U.S. services trade surplus was \$245 billion in 2021.

U.S. services industries are the most competitive and innovative in the world. They provide new economic opportunities and contribute to the successful production of manufacturing and agriculture in the United States and abroad.

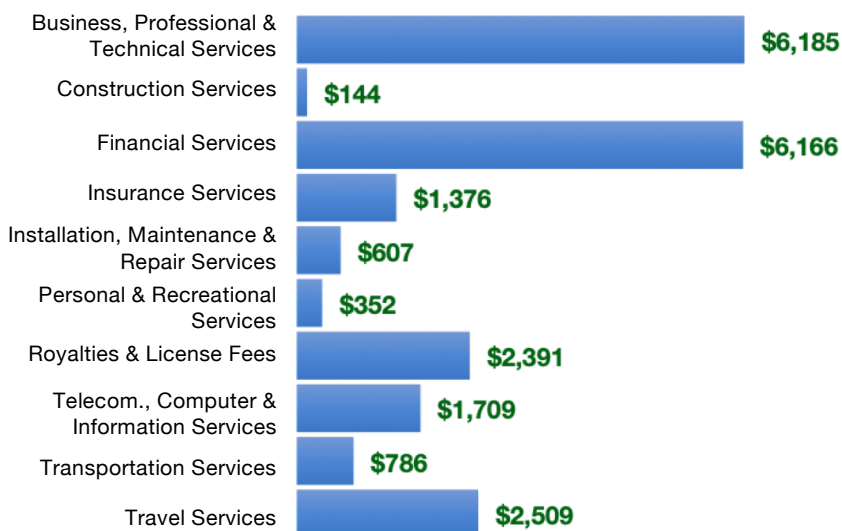
Type	2012	2019	2020	2021
Total Services	\$20B	\$24B	\$20B	\$22B
Digitally Tradable	\$12B	\$15B	\$16B	\$18B

Pennsylvania Services Exports



Pennsylvania Services Exports Support **117,130** Jobs, Including **79,510** from Digitally Tradable Services

PA Services Exports by Sector, 2021 (\$ millions)



PA Services Exports to Select Markets, 2021

- To China:** \$1.2 billion in services exports supporting 10,860 jobs
- To Canada:** \$1.5 billion in services exports supporting 8,060 jobs
- To Mexico:** \$711 million in services exports supporting 4,780 jobs

PA Digital Services Exports to Select Markets, 2021

- To EU:** \$4.2 billion in services exports supporting 20,000 jobs
- To UK:** \$1.7 billion in services exports supporting 7,770 jobs
- To Africa:** \$173 million in services exports supporting 1,320 jobs
- To IPEF*:** \$2.7 billion in services exports supporting 13,790 jobs

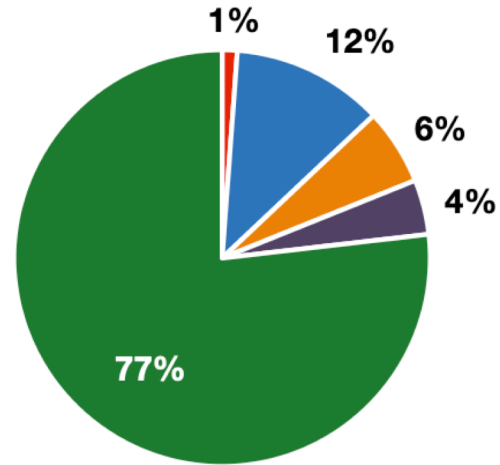
* Sources: National data from the U.S. Bureau of Economic Analysis, state export and jobs data from Trade Partnership Worldwide. "IPEF" includes the participants as of launch on May 23, 2022. Copyright 2023. The Coalition of Services Industries. All rights reserved.

PENNSYLVANIA

Services Fuel U.S. Jobs and Growth

Services fuel America's economic growth and jobs, generating more than 77 percent of employment in the United States and 68 percent of GDP. Services are a major component of the manufacturing and agricultural sectors, and they boost the competitiveness of those sectors.

In Pennsylvania, services accounted for 77 percent of all jobs in 2021. The top services sector for employment was education, health care, and social assistance services, which alone employed 1.6 million Pennsylvania workers.



■ Services
 ■ Agriculture
 ■ Manufacturing
 ■ Construction
 ■ Public Administration

Pennsylvania Services Industries Employ **4.8 Million** Workers

Pennsylvania Jobs by Sector and Services Subsector, 2021

Agriculture, Forestry, & Mining	72,900
Construction	367,200
Manufacturing	730,700
Public Administration	263,600
Total Services	4.8 Million
<i>Wholesale Trade</i>	150,800
<i>Retail Trade</i>	691,700
<i>Transportation, Warehousing, & Utilities</i>	369,100
<i>Information</i>	100,100
<i>Finance, Insurance, & Real Estate</i>	412,500
<i>Professional, Scientific, & Management</i>	681,700
<i>Education, Health Care, & Social Assistance</i>	1.6 Million
<i>Arts, Entertainment, Accommodation, & Food</i>	437,200
<i>Other Services</i>	280,300