

OREGON

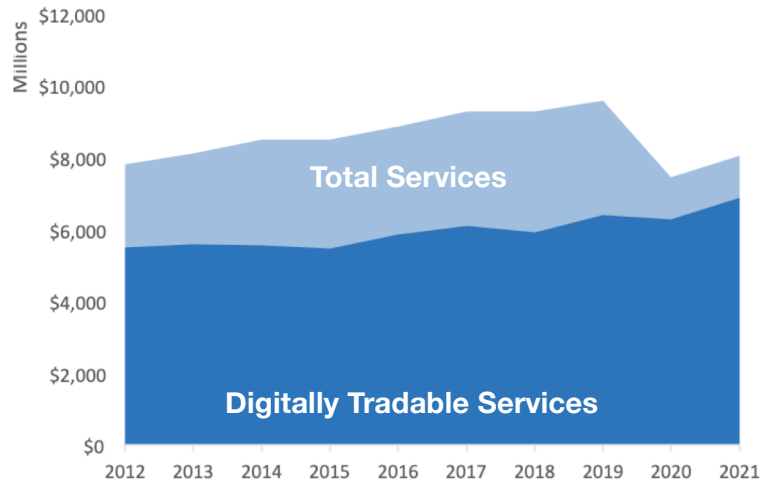
U.S. Services Supply the World

Oregon has seen a rise in services exports, boosting state economic growth and jobs. Despite some Covid-related export declines, the U.S. services trade surplus was \$245 billion in 2021.

U.S. services industries are the most competitive and innovative in the world. They provide new economic opportunities and contribute to the successful production of manufacturing and agriculture in the United States and abroad.

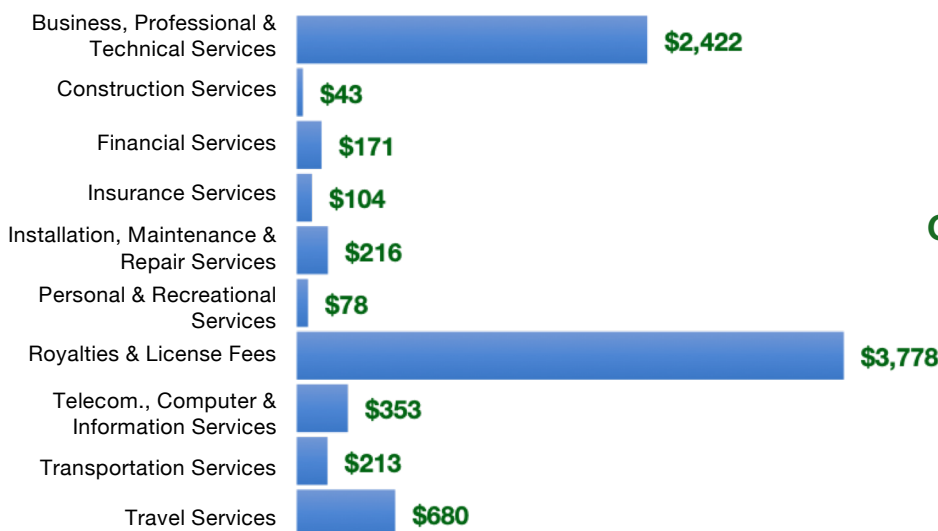
Type	2012	2019	2020	2021
Total Services	\$7.8B	\$9.6B	\$7.4B	\$8.1B
Digitally Tradable	\$5.5B	\$6.4B	\$6.3B	\$6.9B

Oregon Services Exports



Oregon Services Exports Support **36,080** Jobs, Including **26,770** from Digitally Tradable Services

OR Services Exports by Sector, 2021 (\$ millions)



OR Services Exports to Select Markets, 2021

- To China:** \$475 million in services exports supporting 2,420 jobs
- To Canada:** \$412 million in services exports supporting 1,980 jobs
- To Mexico:** \$285 million in services exports supporting 1,930 jobs

OR Digital Services Exports to Select Markets, 2021

- To EU:** \$2.5 billion in services exports supporting 9,290 jobs
- To UK:** \$355 million in services exports supporting 1,520 jobs
- To Africa:** \$63 million in services exports supporting 330 jobs
- To IPEF*:** \$1.3 billion in services exports supporting 5,250 jobs

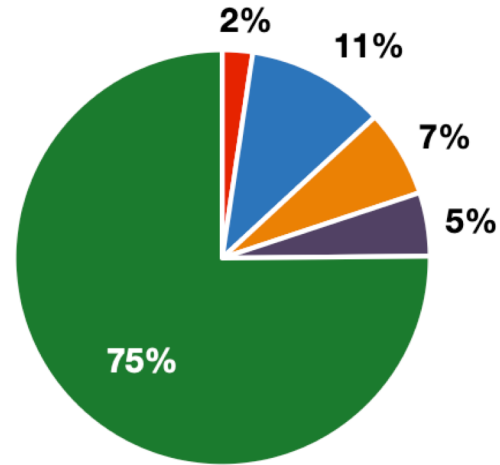
* Sources: National data from the U.S. Bureau of Economic Analysis, state export and jobs data from Trade Partnership Worldwide. "IPEF" includes the participants as of launch on May 23, 2022. Copyright 2023. The Coalition of Services Industries. All rights reserved.

OREGON

Services Fuel U.S. Jobs and Growth

Services fuel America's economic growth and jobs, generating more than 77 percent of employment in the United States and 68 percent of GDP. Services are a major component of the manufacturing and agricultural sectors, and they boost the competitiveness of those sectors.

In Oregon, services accounted for 75 percent of all jobs in 2021. The top services sector for employment was education, health care, and social assistance services, which alone employed 459,000 Oregon workers.



■ Services
 ■ Agriculture
 ■ Manufacturing
 ■ Construction
 ■ Public Administration

Oregon Services Industries Employ **1.5 Million** Workers

Oregon Jobs by Sector and Services Subsector, 2021

Agriculture, Forestry, & Mining	47,500
Construction	136,200
Manufacturing	216,100
Public Administration	99,000
Total Services	1.5 Million
<i>Wholesale Trade</i>	55,500
<i>Retail Trade</i>	238,600
<i>Transportation, Warehousing, & Utilities</i>	100,000
<i>Information</i>	24,500
<i>Finance, Insurance, & Real Estate</i>	107,200
<i>Professional, Scientific, & Management</i>	248,500
<i>Education, Health Care, & Social Assistance</i>	459,000
<i>Arts, Entertainment, Accommodation, & Food</i>	174,700
<i>Other Services</i>	100,700