

OKLAHOMA

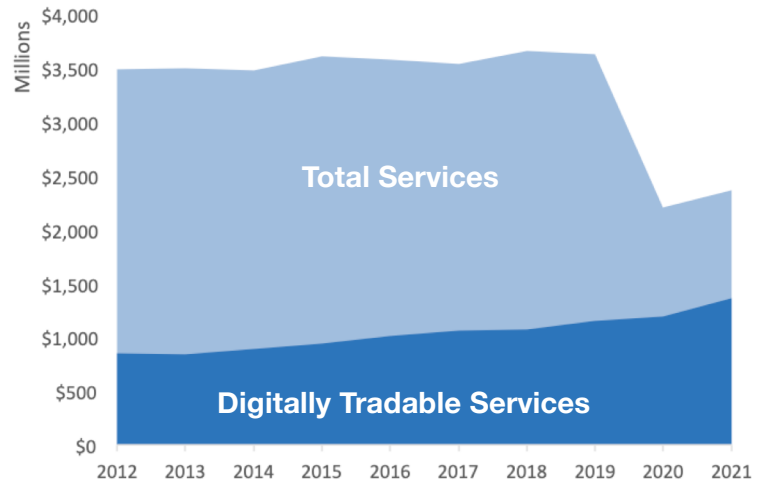
U.S. Services Supply the World

Oklahoma has seen a rise in services exports, boosting state economic growth and jobs. Despite some Covid-related export declines, the U.S. services trade surplus was \$245 billion in 2021.

U.S. services industries are the most competitive and innovative in the world. They provide new economic opportunities and contribute to the successful production of manufacturing and agriculture in the United States and abroad.


Type	2012	2019	2020	2021
Total Services	\$3.5B	\$3.6B	\$2.2B	\$2.4B
Digitally Tradable	\$854M	\$1.1B	\$1.2B	\$1.4B

Oklahoma Services Exports



Oklahoma Services Exports Support **15,080** Jobs, Including **7,830** from Digitally Tradable Services

OK Services Exports by Sector, 2021 (\$ millions)



OK Services Exports to Select Markets, 2021

- To China:** \$155 million in services exports supporting 1,120 jobs
- To Canada:** \$186 million in services exports supporting 1,030 jobs
- To Mexico:** \$177 million in services exports supporting 1,290 jobs

OK Digital Services Exports to Select Markets, 2021

- To EU:** \$366 million in services exports supporting 2,260 jobs
- To UK:** \$150 million in services exports supporting 820 jobs
- To Africa:** \$18 million in services exports supporting 130 jobs
- To IPEF*:** \$245 million in services exports supporting 1,490 jobs

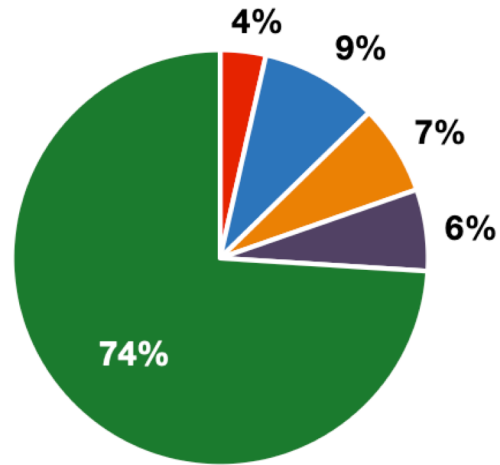
* Sources: National data from the U.S. Bureau of Economic Analysis, state export and jobs data from Trade Partnership Worldwide. "IPEF" includes the participants as of launch on May 23, 2022. Copyright 2023. The Coalition of Services Industries. All rights reserved.

OKLAHOMA

Services Fuel U.S. Jobs and Growth

Services fuel America’s economic growth and jobs, generating more than 77 percent of employment in the United States and 68 percent of GDP. Services are a major component of the manufacturing and agricultural sectors, and they boost the competitiveness of those sectors.

In Oklahoma, services accounted for 74 percent of all jobs in 2021. The top services sector for employment was education, health care, and social assistance services, which alone employed 417,900 Oklahoma workers.



■ Services
 ■ Agriculture
 ■ Manufacturing
 ■ Construction
 ■ Public Administration

Oklahoma Services Industries Employ **1.3 Million** Workers

Oklahoma Jobs by Sector and Services Subsector, 2021

Agriculture, Forestry, & Mining	63,100
Construction	124,100
Manufacturing	162,800
Public Administration	112,800
Total Services	1.3 Million
<i>Wholesale Trade</i>	38,100
<i>Retail Trade</i>	219,500
<i>Transportation, Warehousing, & Utilities</i>	104,900
<i>Information</i>	31,400
<i>Finance, Insurance, & Real Estate</i>	99,500
<i>Professional, Scientific, & Management</i>	161,200
<i>Education, Health Care, & Social Assistance</i>	417,900
<i>Arts, Entertainment, Accommodation, & Food</i>	157,600
<i>Other Services</i>	87,400