

OHIO

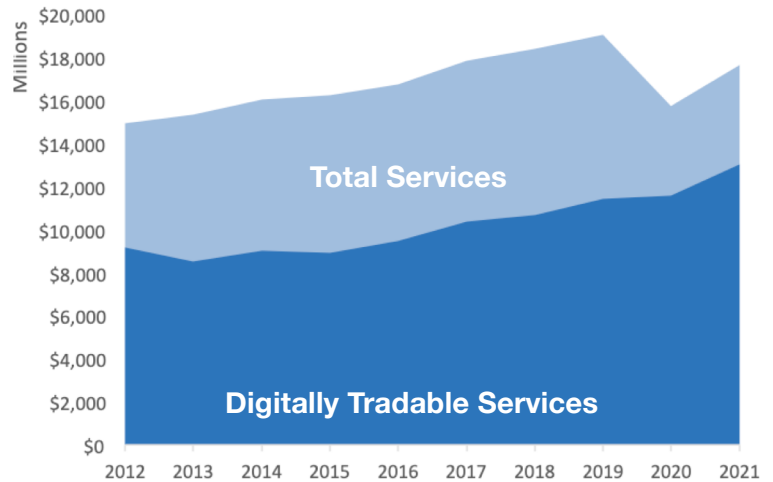
U.S. Services Supply the World

Ohio has seen a rise in services exports, boosting state economic growth and jobs. Despite some Covid-related export declines, the U.S. services trade surplus was \$245 billion in 2021.

U.S. services industries are the most competitive and innovative in the world. They provide new economic opportunities and contribute to the successful production of manufacturing and agriculture in the United States and abroad.

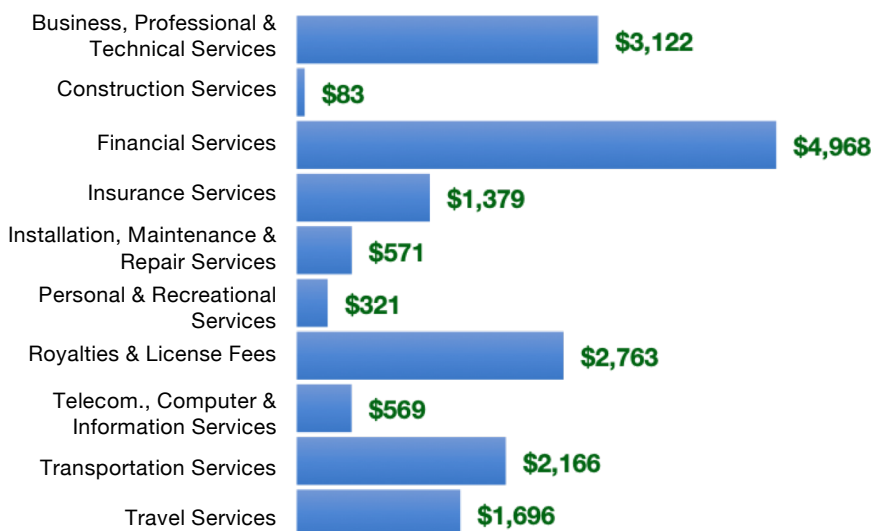
Type	2012	2019	2020	2021
Total Services	\$15B	\$19B	\$16B	\$18B
Digitally Tradable	\$9.2B	\$11B	\$12B	\$13B

Ohio Services Exports



Ohio Services Exports Support **97,200** Jobs,
Including **67,390** from Digitally Tradable Services

OH Services Exports by Sector, 2021 (\$ millions)



OH Services Exports to Select Markets, 2021

- To China:** \$1.1 billion in services exports supporting 8,010 jobs
- To Canada:** \$1.7 billion in services exports supporting 7,950 jobs
- To Mexico:** \$734 million in services exports supporting 4,580 jobs

OH Digital Services Exports to Select Markets, 2021

- To EU:** \$3.3 billion in services exports supporting 17,420 jobs
- To UK:** \$1.6 billion in services exports supporting 7,630 jobs
- To Africa:** \$211 million in services exports supporting 1,480 jobs
- To IPEF*:** \$2.2 billion in services exports supporting 11,960 jobs

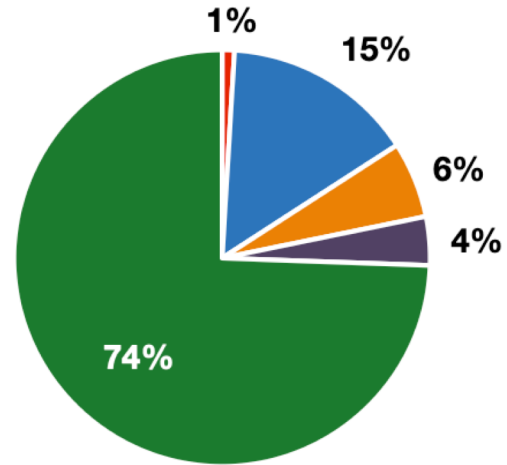
* Sources: National data from the U.S. Bureau of Economic Analysis, state export and jobs data from Trade Partnership Worldwide. "IPEF" includes the participants as of launch on May 23, 2022.
Copyright 2023. The Coalition of Services Industries. All rights reserved.

OHIO

Services Fuel U.S. Jobs and Growth

Services fuel America’s economic growth and jobs, generating more than 77 percent of employment in the United States and 68 percent of GDP. Services are a major component of the manufacturing and agricultural sectors, and they boost the competitiveness of those sectors.

In Ohio, services accounted for 74 percent of all jobs in 2021. The top services sector for employment was education, health care, and social assistance services, which alone employed 1.3 million Ohio workers.



■ Services
 ■ Agriculture
 ■ Manufacturing
 ■ Construction
 ■ Public Administration

Ohio Services Industries Employ 4.2 Million Workers

Ohio Jobs by Sector and Services Subsector, 2021

Agriculture, Forestry, & Mining	53,300
Construction	331,500
Manufacturing	835,400
Public Administration	211,100
Total Services	4.2 Million
<i>Wholesale Trade</i>	133,400
<i>Retail Trade</i>	626,500
<i>Transportation, Warehousing, & Utilities</i>	341,800
<i>Information</i>	74,700
<i>Finance, Insurance, & Real Estate</i>	384,500
<i>Professional, Scientific, & Management</i>	556,900
<i>Education, Health Care, & Social Assistance</i>	1.3 Million
<i>Arts, Entertainment, Accommodation, & Food</i>	463,800
<i>Other Services</i>	237,400