

NEVADA

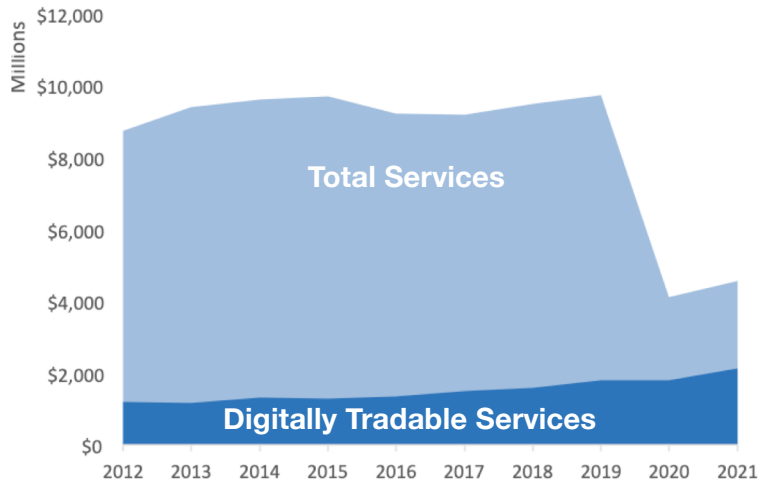
U.S. Services Supply the World

Nevada has seen a rise in services exports, boosting state economic growth and jobs. Despite some Covid-related export declines, the U.S. services trade surplus was \$245 billion in 2021.

U.S. services industries are the most competitive and innovative in the world. They provide new economic opportunities and contribute to the successful production of manufacturing and agriculture in the United States and abroad.

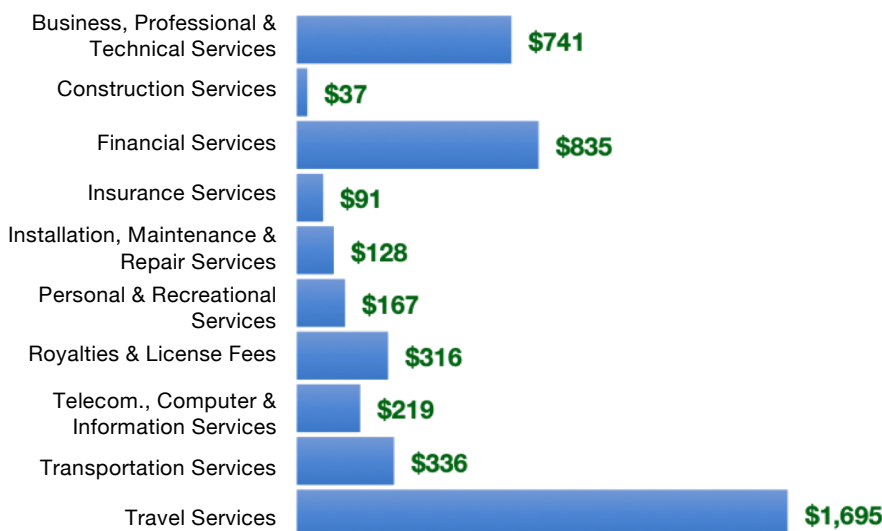
Type	2012	2019	2020	2021
Total Services	\$8.8B	\$9.7B	\$4.1B	\$4.6B
Digitally Tradable	\$1.2B	\$1.8B	\$1.8B	\$2.1B

Nevada Services Exports



Nevada Services Exports Support **31,950** Jobs, Including **11,900** from Digitally Tradable Services

NV Services Exports by Sector, 2021 (\$ millions)



NV Services Exports to Select Markets, 2021

To China: \$209 million in services exports supporting 1,660 jobs

To Canada: \$351 million in services exports supporting 2,120 jobs

To Mexico: \$629 million in services exports supporting 5,380 jobs

NV Digital Services Exports to Select Markets, 2021

To EU: \$450 million in services exports supporting 2,310 jobs

To UK: \$232 million in services exports supporting 1,160 jobs

To Africa: \$53 million in services exports supporting 420 jobs

To IPEF*: \$415 million in services exports supporting 2,410 jobs

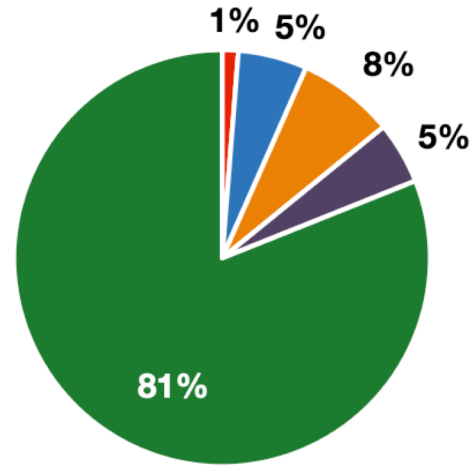
* Sources: National data from the U.S. Bureau of Economic Analysis, state export and jobs data from Trade Partnership Worldwide. "IPEF" includes the participants as of launch on May 23, 2022. Copyright 2023. The Coalition of Services Industries. All rights reserved.

NEVADA

Services Fuel U.S. Jobs and Growth

Services fuel America's economic growth and jobs, generating more than 77 percent of employment in the United States and 68 percent of GDP. Services are a major component of the manufacturing and agricultural sectors, and they boost the competitiveness of those sectors.

In Nevada, services accounted for 81 percent of all jobs in 2021. The top services sector for employment was arts, entertainment, accommodation, and food services, which alone employed 263,100 Nevada workers.



■ Services
 ■ Agriculture
 ■ Manufacturing
 ■ Construction
 ■ Public Administration

Nevada Services Industries Employ **1.2 Million** Workers

Nevada Jobs by Sector and Services Subsector, 2021

Agriculture, Forestry, & Mining	17,900
Construction	107,200
Manufacturing	76,300
Public Administration	68,600
Total Services	1.2 Million
<i>Wholesale Trade</i>	22,500
<i>Retail Trade</i>	166,100
<i>Transportation, Warehousing, & Utilities</i>	100,800
<i>Information</i>	23,200
<i>Finance, Insurance, & Real Estate</i>	94,100
<i>Professional, Scientific, & Management</i>	166,000
<i>Education, Health Care, & Social Assistance</i>	256,200
<i>Arts, Entertainment, Accommodation, & Food</i>	263,100
<i>Other Services</i>	62,600