

NEW JERSEY

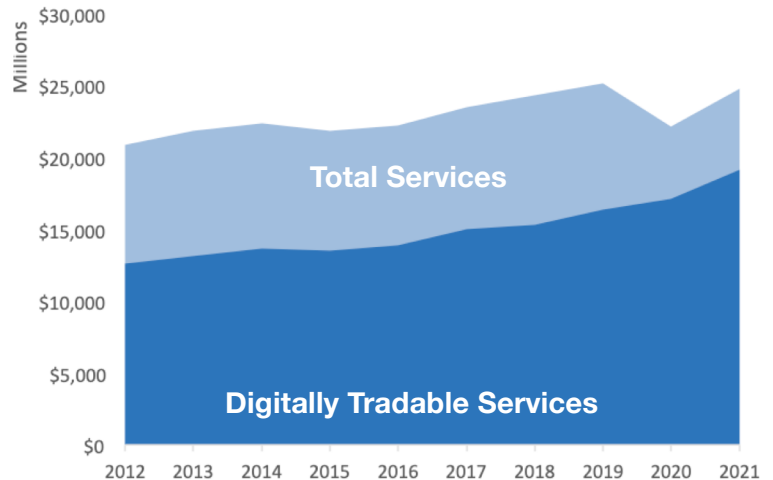
U.S. Services Supply the World

New Jersey has seen a rise in services exports, boosting state economic growth and jobs. Despite some Covid-related export declines, the U.S. services trade surplus was \$245 billion in 2021.

U.S. services industries are the most competitive and innovative in the world. They provide new economic opportunities and contribute to the successful production of manufacturing and agriculture in the United States and abroad.

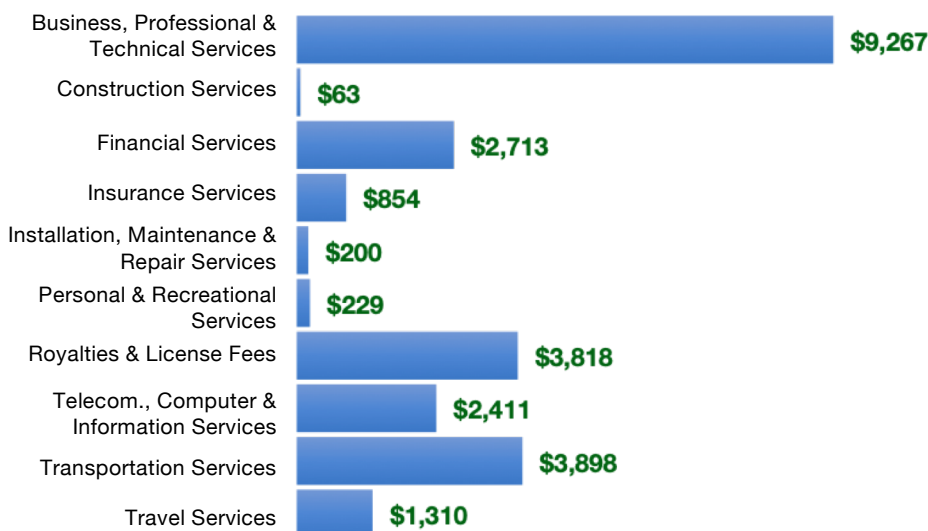
Type	2012	2019	2020	2021
Total Services	\$21B	\$25B	\$22B	\$25B
Digitally Tradable	\$13B	\$16B	\$17B	\$19B

New Jersey Services Exports



New Jersey Services Exports Support **130,220** Jobs, Including **102,820** from Digitally Tradable Services

NJ Services Exports by Sector, 2021 (\$ millions)



NJ Services Exports to Select Markets, 2021

- To China:** \$1.1 billion in services exports supporting 7,000 jobs
- To Canada:** \$1.6 billion in services exports supporting 9,030 jobs
- To Mexico:** \$767 million in services exports supporting 4,880 jobs

NJ Digital Services Exports to Select Markets, 2021

- To EU:** \$5.9 billion in services exports supporting 33,840 jobs
- To UK:** \$1.7 billion in services exports supporting 9,220 jobs
- To Africa:** \$220 million in services exports supporting 1,530 jobs
- To IPEF*:** \$3.4 billion in services exports supporting 18,130 jobs

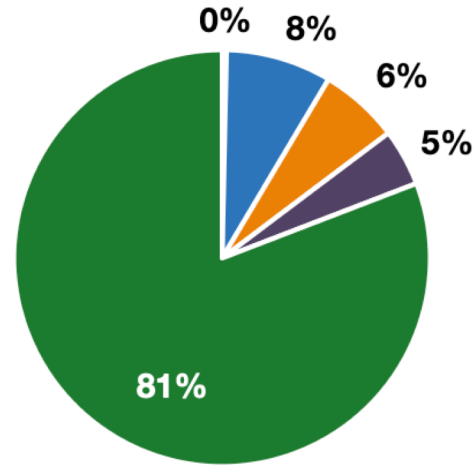
* Sources: National data from the U.S. Bureau of Economic Analysis, state export and jobs data from Trade Partnership Worldwide. "IPEF" includes the participants as of launch on May 23, 2022. Copyright 2023. The Coalition of Services Industries. All rights reserved.

NEW JERSEY

Services Fuel U.S. Jobs and Growth

Services fuel America’s economic growth and jobs, generating more than 77 percent of employment in the United States and 68 percent of GDP. Services are a major component of the manufacturing and agricultural sectors, and they boost the competitiveness of those sectors.

In New Jersey, services accounted for 81 percent of all jobs in 2021. The top services sector for employment was education, health care, and social assistance services, which alone employed 1.1 million New Jersey workers.



■ Services
 ■ Agriculture
 ■ Manufacturing
 ■ Construction
 ■ Public Administration

New Jersey Services Industries Employ **3.6 Million** Workers

New Jersey Jobs by Sector and Services Subsector, 2021

Agriculture, Forestry, & Mining	15,700
Construction	279,000
Manufacturing	370,000
Public Administration	199,300
Total Services	3.6 Million
<i>Wholesale Trade</i>	129,200
<i>Retail Trade</i>	498,500
<i>Transportation, Warehousing, & Utilities</i>	290,900
<i>Information</i>	121,900
<i>Finance, Insurance, & Real Estate</i>	401,300
<i>Professional, Scientific, & Management</i>	640,600
<i>Education, Health Care, & Social Assistance</i>	1.1 Million
<i>Arts, Entertainment, Accommodation, & Food</i>	294,500
<i>Other Services</i>	182,700