

NEW HAMPSHIRE

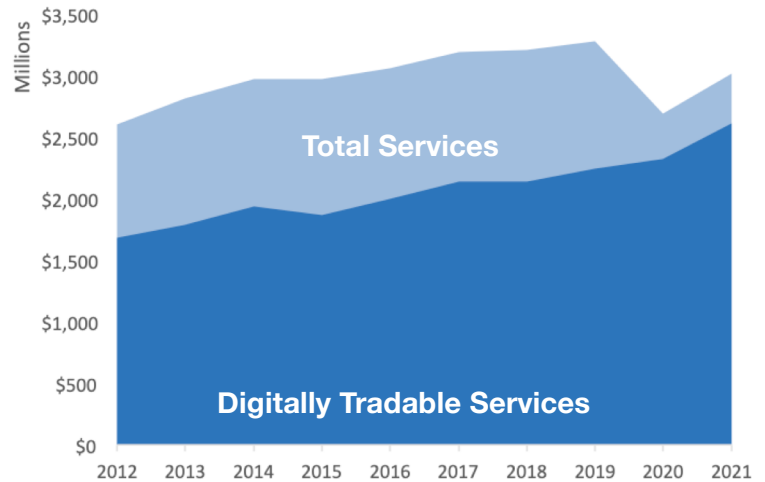
U.S. Services Supply the World

New Hampshire has seen a rise in services exports, boosting state economic growth and jobs. Despite some Covid-related export declines, the U.S. services trade surplus was \$245 billion in 2021.

U.S. services industries are the most competitive and innovative in the world. They provide new economic opportunities and contribute to the successful production of manufacturing and agriculture in the United States and abroad.


Type	2012	2019	2020	2021
Total Services	\$2.6B	\$3.3B	\$2.7B	\$3.0B
Digitally Tradable	\$1.7B	\$2.2B	\$2.3B	\$2.6B

New Hampshire Services Exports



New Hampshire Services Exports Support **17,020** Jobs, Including **13,240** from Digitally Tradable Services

NH Services Exports by Sector, 2021 (\$ millions)



NH Services Exports to Select Markets, 2021

- To China:** \$144 million in services exports supporting 1,080 jobs
- To Canada:** \$210 million in services exports supporting 1,150 jobs
- To Mexico:** \$116 million in services exports supporting 870 jobs

NH Digital Services Exports to Select Markets, 2021

- To EU:** \$803 million in services exports supporting 4,220 jobs
- To UK:** \$235 million in services exports supporting 1,210 jobs
- To Africa:** \$28 million in services exports supporting 220 jobs
- To IPEF*:** \$464 million in services exports supporting 2,370 jobs

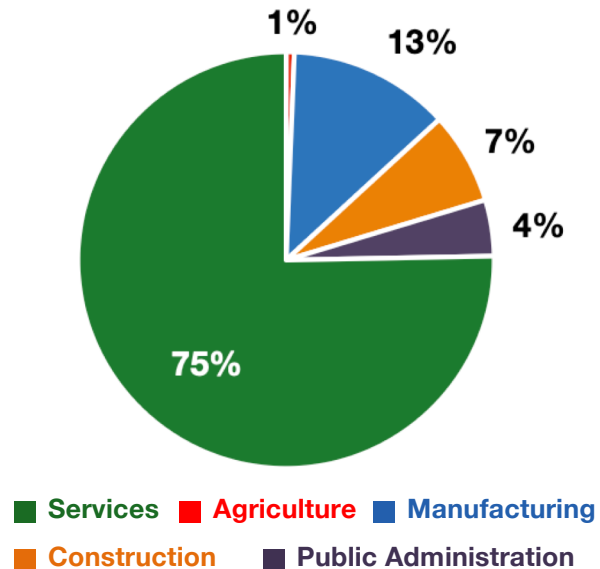
* Sources: National data from the U.S. Bureau of Economic Analysis, state export and jobs data from Trade Partnership Worldwide. "IPEF" includes the participants as of launch on May 23, 2022. Copyright 2023. The Coalition of Services Industries. All rights reserved.

NEW HAMPSHIRE

Services Fuel U.S. Jobs and Growth

Services fuel America’s economic growth and jobs, generating more than 77 percent of employment in the United States and 68 percent of GDP. Services are a major component of the manufacturing and agricultural sectors, and they boost the competitiveness of those sectors.

In New Hampshire, services accounted for 75 percent of all jobs in 2021. The top services sector for employment was education, health care, and social assistance services, which alone employed 188,600 New Hampshire workers.



New Hampshire Services Industries Employ **561,600** Workers

New Hampshire Jobs by Sector and Services Subsector, 2021

Agriculture, Forestry, & Mining	4,700
Construction	53,300
Manufacturing	93,500
Public Administration	32,500
Total Services	561,600
<i>Wholesale Trade</i>	16,300
<i>Retail Trade</i>	89,800
<i>Transportation, Warehousing, & Utilities</i>	30,300
<i>Information</i>	15,400
<i>Finance, Insurance, & Real Estate</i>	47,600
<i>Professional, Scientific, & Management</i>	91,800
<i>Education, Health Care, & Social Assistance</i>	188,600
<i>Arts, Entertainment, Accommodation, & Food</i>	54,200
<i>Other Services</i>	27,700