

MISSISSIPPI

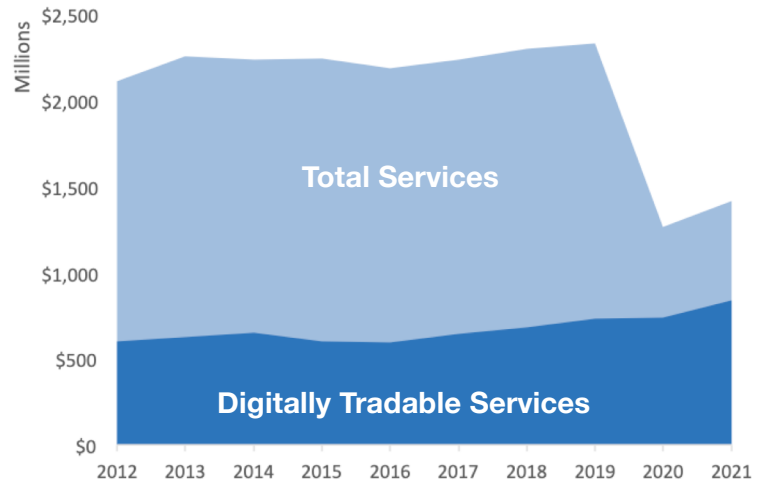
U.S. Services Supply the World

Mississippi has seen a rise in services exports, boosting state economic growth and jobs. Despite some Covid-related export declines, the U.S. services trade surplus was \$245 billion in 2021.

U.S. services industries are the most competitive and innovative in the world. They provide new economic opportunities and contribute to the successful production of manufacturing and agriculture in the United States and abroad.

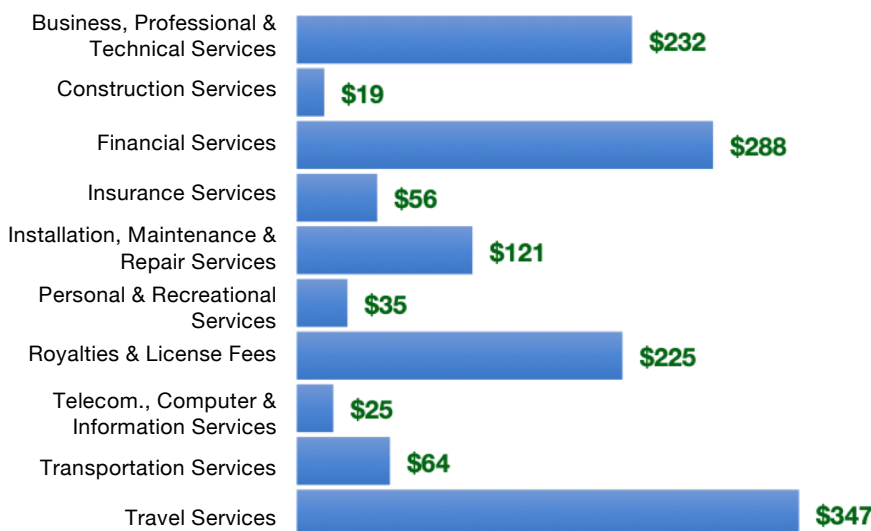
| Type | 2012 | 2019 | 2020 | 2021 |
|--------------------|--------|--------|--------|--------|
| Total Services | \$2.1B | \$2.3B | \$1.3B | \$1.4B |
| Digitally Tradable | \$602M | \$729M | \$738M | \$837M |

Mississippi Services Exports



Mississippi Services Exports Support **9,120** Jobs, Including **4,380** from Digitally Tradable Services

MS Services Exports by Sector, 2021 (\$ millions)



MS Services Exports to Select Markets, 2021

- To China:** \$89 million in services exports supporting 690 jobs
- To Canada:** \$100 million in services exports supporting 600 jobs
- To Mexico:** \$125 million in services exports supporting 1,020 jobs

MS Digital Services Exports to Select Markets, 2021

- To EU:** \$190 million in services exports supporting 930 jobs
- To UK:** \$103 million in services exports supporting 500 jobs
- To Africa:** \$12 million in services exports supporting 100 jobs
- To IPEF*:** \$152 million in services exports supporting 870 jobs

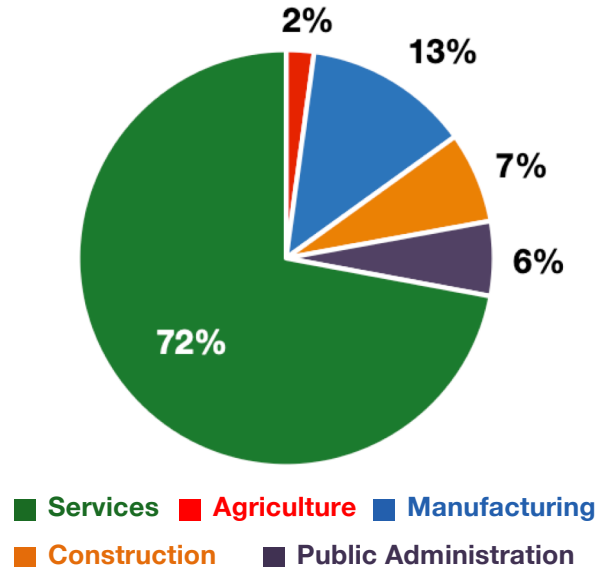
* Sources: National data from the U.S. Bureau of Economic Analysis, state export and jobs data from Trade Partnership Worldwide. "IPEF" includes the participants as of launch on May 23, 2022. Copyright 2023. The Coalition of Services Industries. All rights reserved.

MISSISSIPPI

Services Fuel U.S. Jobs and Growth

Services fuel America’s economic growth and jobs, generating more than 77 percent of employment in the United States and 68 percent of GDP. Services are a major component of the manufacturing and agricultural sectors, and they boost the competitiveness of those sectors.

In Mississippi, services accounted for 72 percent of all jobs in 2021. The top services sector for employment was education, health care, and social assistance services, which alone employed 302,700 Mississippi workers.



Mississippi Services Industries Employ **884,800** Workers

Mississippi Jobs by Sector and Services Subsector, 2021

| | |
|--------------------------------------------------------|----------------|
| Agriculture, Forestry, & Mining | 26,500 |
| Construction | 86,700 |
| Manufacturing | 158,500 |
| Public Administration | 71,100 |
| Total Services | 884,800 |
| <i>Wholesale Trade</i> | 23,700 |
| <i>Retail Trade</i> | 143,400 |
| <i>Transportation, Warehousing, & Utilities</i> | 89,900 |
| <i>Information</i> | 13,100 |
| <i>Finance, Insurance, & Real Estate</i> | 60,500 |
| <i>Professional, Scientific, & Management</i> | 87,200 |
| <i>Education, Health Care, & Social Assistance</i> | 302,700 |
| <i>Arts, Entertainment, Accommodation, & Food</i> | 107,000 |
| <i>Other Services</i> | 57,100 |