

## MINNESOTA

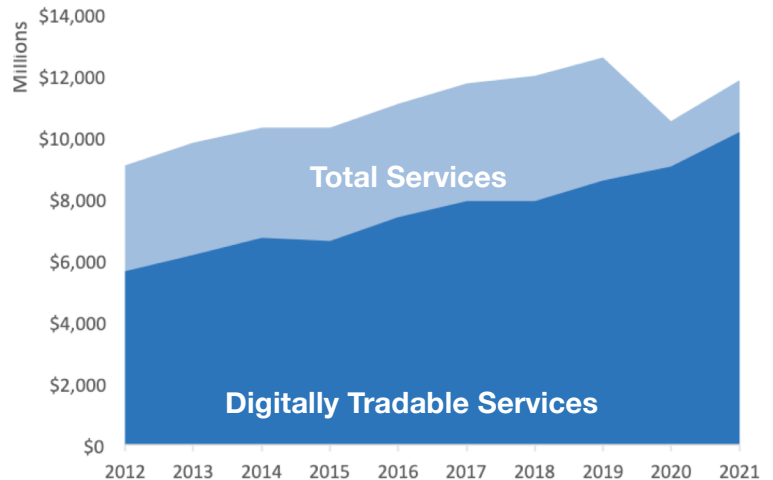
### U.S. Services Supply the World

Minnesota has seen a rise in services exports, boosting state economic growth and jobs. Despite some Covid-related export declines, the U.S. services trade surplus was \$245 billion in 2021.

U.S. services industries are the most competitive and innovative in the world. They provide new economic opportunities and contribute to the successful production of manufacturing and agriculture in the United States and abroad.

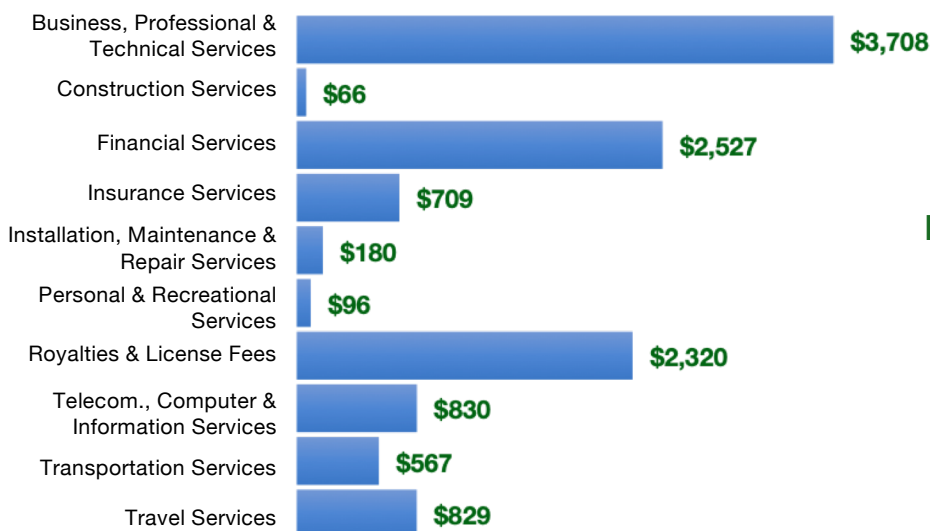
Type	2012	2019	2020	2021
Total Services	\$9.1B	\$13B	\$11B	\$12B
Digitally Tradable	\$5.6B	\$8.6B	\$9.0B	\$10B

### Minnesota Services Exports



Minnesota Services Exports Support **63,320** Jobs, Including **51,760** from Digitally Tradable Services

### MN Services Exports by Sector, 2021 (\$ millions)



### MN Services Exports to Select Markets, 2021

- To China:** \$565 million in services exports supporting 3,380 jobs
- To Canada:** \$1.0 billion in services exports supporting 5,430 jobs
- To Mexico:** \$451 million in services exports supporting 2,870 jobs

### MN Digital Services Exports to Select Markets, 2021

- To EU:** \$3.0 billion in services exports supporting 16,010 jobs
- To UK:** \$1.1 billion in services exports supporting 5,370 jobs
- To Africa:** \$112 million in services exports supporting 740 jobs
- To IPEF\*:** \$1.7 billion in services exports supporting 8,530 jobs

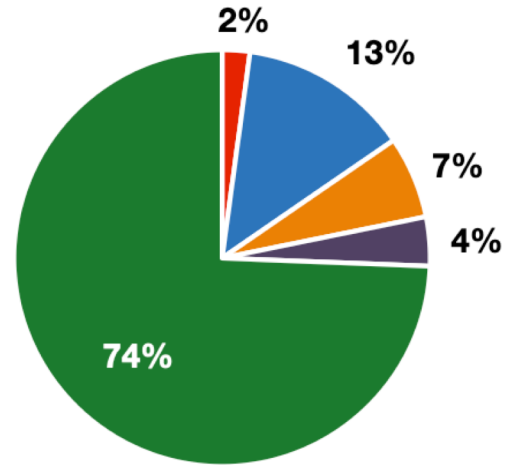
\* Sources: National data from the U.S. Bureau of Economic Analysis, state export and jobs data from Trade Partnership Worldwide. "IPEF" includes the participants as of launch on May 23, 2022. Copyright 2023. The Coalition of Services Industries. All rights reserved.

## MINNESOTA

### Services Fuel U.S. Jobs and Growth

Services fuel America’s economic growth and jobs, generating more than 77 percent of employment in the United States and 68 percent of GDP. Services are a major component of the manufacturing and agricultural sectors, and they boost the competitiveness of those sectors.

In Minnesota, services accounted for 74 percent of all jobs in 2021. The top services sector for employment was education, health care, and social assistance services, which alone employed 760,300 Minnesota workers.



■ Services 
 ■ Agriculture 
 ■ Manufacturing 
 ■ Construction 
 ■ Public Administration

Minnesota Services Industries Employ **2.2 Million** Workers

### Minnesota Jobs by Sector and Services Subsector, 2021

Agriculture, Forestry, & Mining	63,700
Construction	189,100
Manufacturing	392,300
Public Administration	112,500
<b>Total Services</b>	<b>2.2 Million</b>
<i>Wholesale Trade</i>	77,900
<i>Retail Trade</i>	326,600
<i>Transportation, Warehousing, &amp; Utilities</i>	147,100
<i>Information</i>	37,100
<i>Finance, Insurance, &amp; Real Estate</i>	213,100
<i>Professional, Scientific, &amp; Management</i>	308,700
<i>Education, Health Care, &amp; Social Assistance</i>	760,300
<i>Arts, Entertainment, Accommodation, &amp; Food</i>	198,100
<i>Other Services</i>	131,400