

MARYLAND

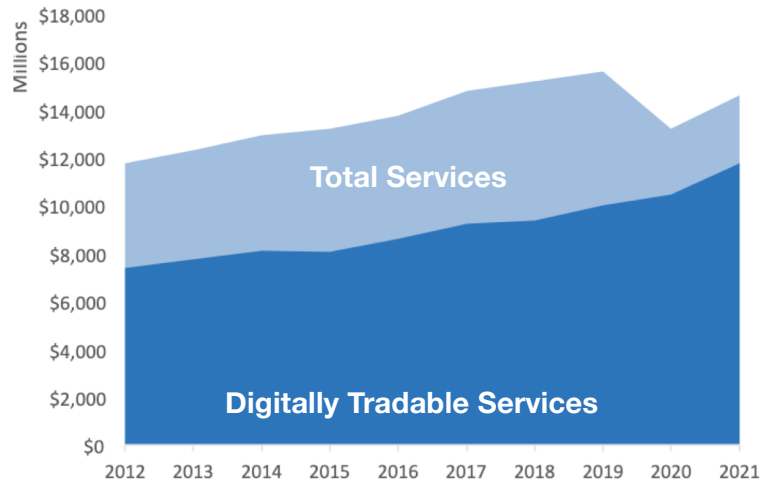
U.S. Services Supply the World

Maryland has seen a rise in services exports, boosting state economic growth and jobs. Despite some Covid-related export declines, the U.S. services trade surplus was \$245 billion in 2021.

U.S. services industries are the most competitive and innovative in the world. They provide new economic opportunities and contribute to the successful production of manufacturing and agriculture in the United States and abroad.

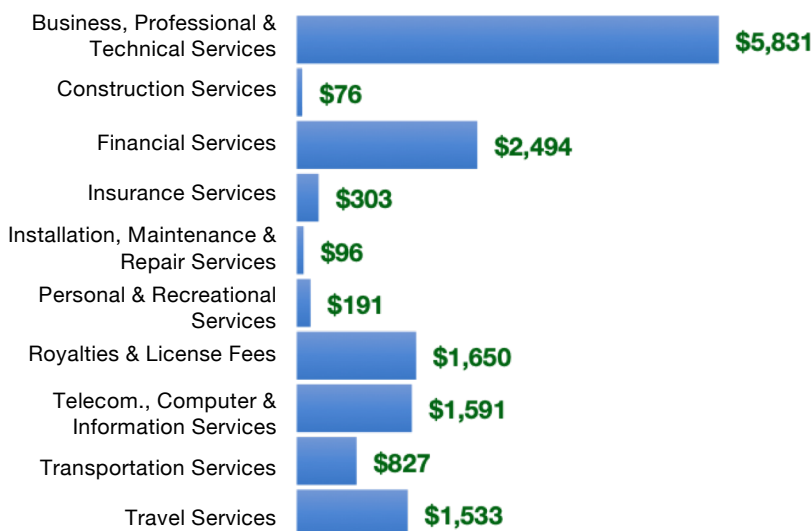
Type	2012	2019	2020	2021
Total Services	\$12B	\$16B	\$13B	\$15B
Digitally Tradable	\$7.4B	\$10B	\$10B	\$12B

Maryland Services Exports



Maryland Services Exports Support **85,380** Jobs, Including **64,430** from Digitally Tradable Services

MD Services Exports by Sector, 2021 (\$ millions)



MD Services Exports to Select Markets, 2021

- To China:** \$689 million in services exports supporting 5,690 jobs
- To Canada:** \$832 million in services exports supporting 4,830 jobs
- To Mexico:** \$551 million in services exports supporting 4,030 jobs

MD Digital Services Exports to Select Markets, 2021

- To EU:** \$3.7 billion in services exports supporting 21,810 jobs
- To UK:** \$969 million in services exports supporting 5,530 jobs
- To Africa:** \$146 million in services exports supporting 1,110 jobs
- To IPEF*:** \$2.0 billion in services exports supporting 11,120 jobs

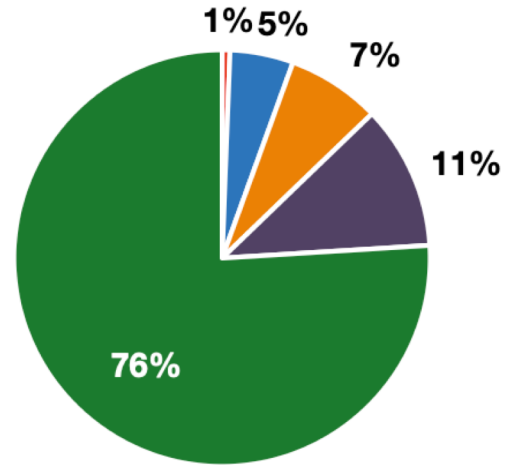
* Sources: National data from the U.S. Bureau of Economic Analysis, state export and jobs data from Trade Partnership Worldwide. "IPEF" includes the participants as of launch on May 23, 2022. Copyright 2023. The Coalition of Services Industries. All rights reserved.

MARYLAND

Services Fuel U.S. Jobs and Growth

Services fuel America’s economic growth and jobs, generating more than 77 percent of employment in the United States and 68 percent of GDP. Services are a major component of the manufacturing and agricultural sectors, and they boost the competitiveness of those sectors.

In Maryland, services accounted for 76 percent of all jobs in 2021. The top services sector for employment was education, health care, and social assistance services, which alone employed 724,800 Maryland workers.



■ Services
 ■ Agriculture
 ■ Manufacturing
 ■ Construction
 ■ Public Administration

Maryland Services Industries Employ **2.3 Million** Workers

Maryland Jobs by Sector and Services Subsector, 2021

Agriculture, Forestry, & Mining	18,700
Construction	223,100
Manufacturing	151,300
Public Administration	344,400
Total Services	2.3 Million
<i>Wholesale Trade</i>	53,000
<i>Retail Trade</i>	285,200
<i>Transportation, Warehousing, & Utilities</i>	161,200
<i>Information</i>	53,600
<i>Finance, Insurance, & Real Estate</i>	185,000
<i>Professional, Scientific, & Management</i>	506,400
<i>Education, Health Care, & Social Assistance</i>	724,800
<i>Arts, Entertainment, Accommodation, & Food</i>	212,500
<i>Other Services</i>	151,500