

ILLINOIS

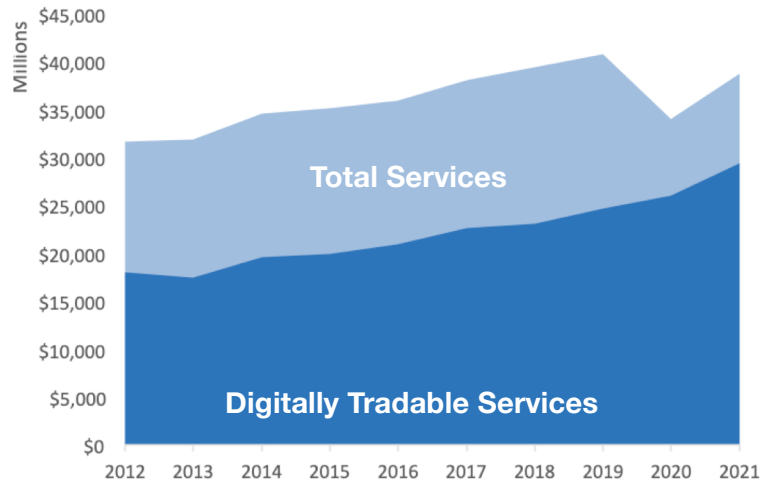
U.S. Services Supply the World

Illinois has seen a rise in services exports, boosting state economic growth and jobs. Despite some Covid-related export declines, the U.S. services trade surplus was \$245 billion in 2021.

U.S. services industries are the most competitive and innovative in the world. They provide new economic opportunities and contribute to the successful production of manufacturing and agriculture in the United States and abroad.

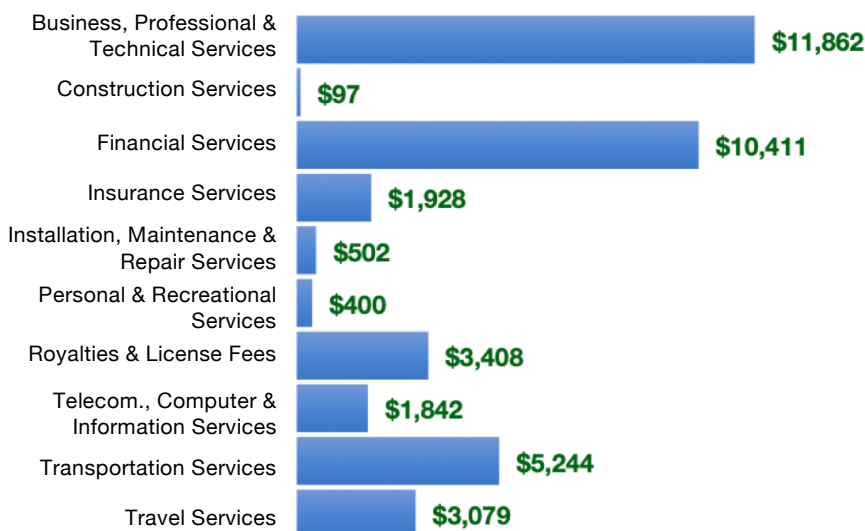
Type	2012	2019	2020	2021
Total Services	\$32B	\$41B	\$34B	\$39B
Digitally Tradable	\$18B	\$25B	\$26B	\$29B

Illinois Services Exports



Illinois Services Exports Support **209,370** Jobs, Including **152,200** from Digitally Tradable Services

IL Services Exports by Sector, 2021 (\$ millions)



IL Services Exports to Select Markets, 2021

- To China:** \$2.2 billion in services exports supporting 14,650 jobs
- To Canada:** \$2.9 billion in services exports supporting 15,440 jobs
- To Mexico:** \$1.3 billion in services exports supporting 8,780 jobs

IL Digital Services Exports to Select Markets, 2021

- To EU:** \$7.9 billion in services exports supporting 45,830 jobs
- To UK:** \$3.2 billion in services exports supporting 15,880 jobs
- To Africa:** \$336 million in services exports supporting 2,340 jobs
- To IPEF*:** \$4.5 billion in services exports supporting 24,580 jobs

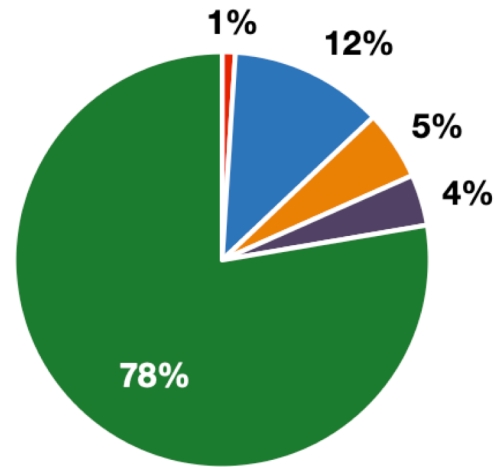
* Sources: National data from the U.S. Bureau of Economic Analysis, state export and jobs data from Trade Partnership Worldwide. "IPEF" includes the participants as of launch on May 23, 2022. Copyright 2023. The Coalition of Services Industries. All rights reserved.

ILLINOIS

Services Fuel U.S. Jobs and Growth

Services fuel America's economic growth and jobs, generating more than 77 percent of employment in the United States and 68 percent of GDP. Services are a major component of the manufacturing and agricultural sectors, and they boost the competitiveness of those sectors.

In Illinois, services accounted for 78 percent of all jobs in 2021. The top services sector for employment was education, health care, and social assistance services, which alone employed 1.4 million Illinois workers.



■ Services
 ■ Agriculture
 ■ Manufacturing
 ■ Construction
 ■ Public Administration

Illinois Services Industries Employ **4.7 Million** Workers

Illinois Jobs by Sector and Services Subsector, 2021

Agriculture, Forestry, & Mining	61,900
Construction	327,800
Manufacturing	725,100
Public Administration	241,300
Total Services	4.7 Million
<i>Wholesale Trade</i>	167,100
<i>Retail Trade</i>	626,900
<i>Transportation, Warehousing, & Utilities</i>	416,700
<i>Information</i>	101,700
<i>Finance, Insurance, & Real Estate</i>	460,400
<i>Professional, Scientific, & Management</i>	777,300
<i>Education, Health Care, & Social Assistance</i>	1.4 Million
<i>Arts, Entertainment, Accommodation, & Food</i>	473,300
<i>Other Services</i>	261,700