

HAWAII

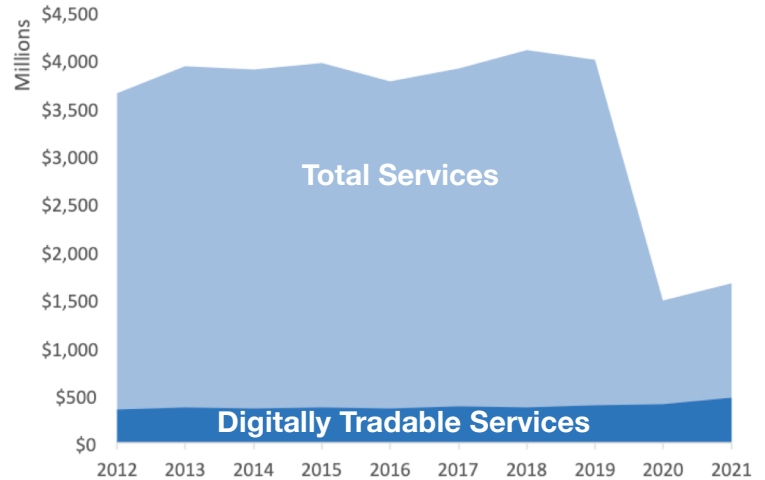
U.S. Services Supply the World

Hawaii has seen a rise in services exports, boosting state economic growth and jobs. Despite some Covid-related export declines, the U.S. services trade surplus was \$245 billion in 2021.

U.S. services industries are the most competitive and innovative in the world. They provide new economic opportunities and contribute to the successful production of manufacturing and agriculture in the United States and abroad.

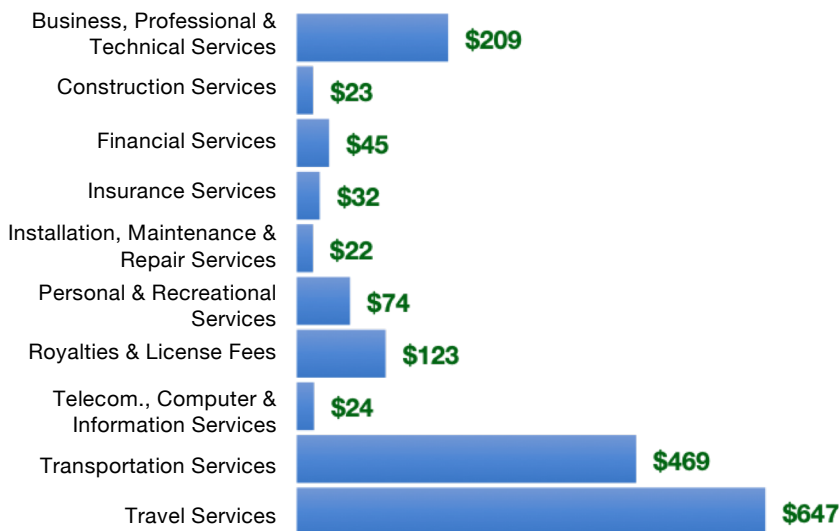
Type	2012	2019	2020	2021
Total Services	\$3.7B	\$4.0B	\$1.5B	\$1.7B
Digitally Tradable	\$352M	\$391M	\$402M	\$471M

Hawaii Services Exports



Hawaii Services Exports Support **11,480** Jobs, Including **3,270** from Digitally Tradable Services

HI Services Exports by Sector, 2021 (\$ millions)



HI Services Exports to Select Markets, 2021

- To China:** \$92 million in services exports supporting 770 jobs
- To Canada:** \$98 million in services exports supporting 640 jobs
- To Mexico:** \$236 million in services exports supporting 1,870 jobs

HI Digital Services Exports to Select Markets, 2021

- To EU:** \$98 million in services exports supporting 610 jobs
- To UK:** \$53 million in services exports supporting 310 jobs
- To Africa:** \$9.7 million in services exports supporting 120 jobs
- To IPEF*:** \$99 million in services exports supporting 740 jobs

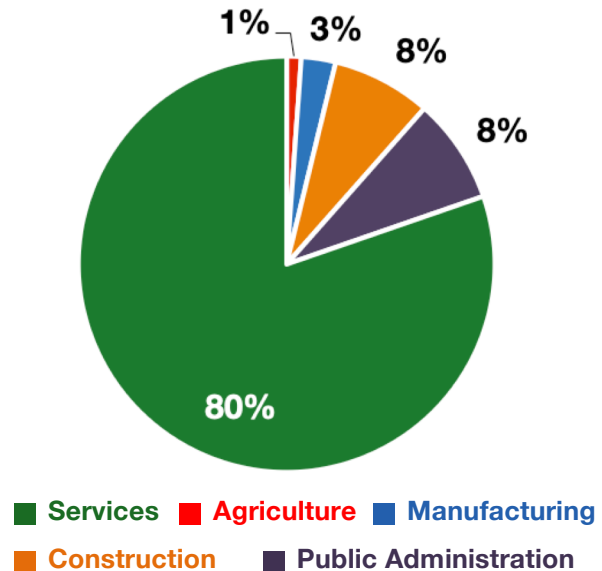
* Sources: National data from the U.S. Bureau of Economic Analysis, state export and jobs data from Trade Partnership Worldwide. "IPEF" includes the participants as of launch on May 23, 2022. Copyright 2023. The Coalition of Services Industries. All rights reserved.

HAWAII

Services Fuel U.S. Jobs and Growth

Services fuel America's economic growth and jobs, generating more than 77 percent of employment in the United States and 68 percent of GDP. Services are a major component of the manufacturing and agricultural sectors, and they boost the competitiveness of those sectors.

In Hawaii, services accounted for 80 percent of all jobs in 2021. The top services sector for employment was education, health care, and social assistance services, which alone employed 155,900 Hawaii workers.



Hawaii Services Industries Employ **511,500** Workers

Hawaii Jobs by Sector and Services Subsector, 2021

Agriculture, Forestry, & Mining	7,200
Construction	49,100
Manufacturing	17,000
Public Administration	52,200
Total Services	511,500
<i>Wholesale Trade</i>	14,500
<i>Retail Trade</i>	68,200
<i>Transportation, Warehousing, & Utilities</i>	40,800
<i>Information</i>	8,000
<i>Finance, Insurance, & Real Estate</i>	44,500
<i>Professional, Scientific, & Management</i>	68,300
<i>Education, Health Care, & Social Assistance</i>	155,900
<i>Arts, Entertainment, Accommodation, & Food</i>	87,200
<i>Other Services</i>	24,200