

DELAWARE

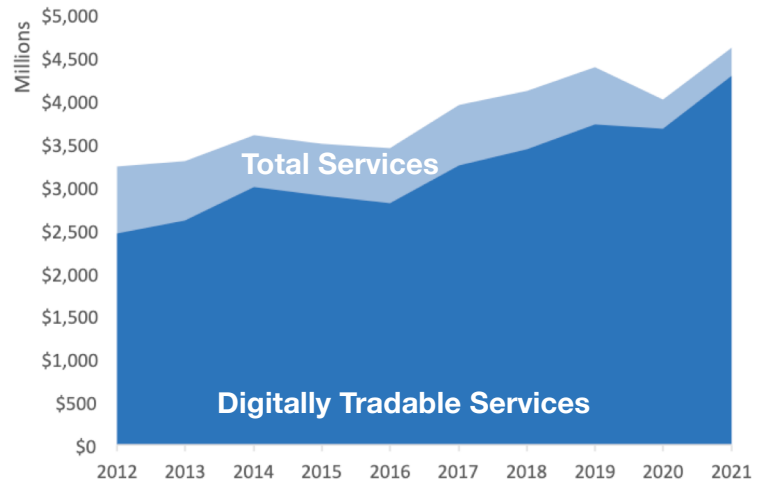
U.S. Services Supply the World

Delaware has seen a rise in services exports, boosting state economic growth and jobs. Despite some Covid-related export declines, the U.S. services trade surplus was \$245 billion in 2021.

U.S. services industries are the most competitive and innovative in the world. They provide new economic opportunities and contribute to the successful production of manufacturing and agriculture in the United States and abroad.


Type	2012	2019	2020	2021
Total Services	\$3.2B	\$4.4B	\$4.0B	\$4.6B
Digitally Tradable	\$2.4B	\$3.7B	\$3.7B	\$4.3B

Delaware Services Exports



Delaware Services Exports Support **20,130** Jobs, Including **18,010** from Digitally Tradable Services

DE Services Exports by Sector, 2021 (\$ millions)



DE Services Exports to Select Markets, 2021

To China: \$224 million in services exports supporting 1,250 jobs

To Canada: \$337 million in services exports supporting 1,460 jobs

To Mexico: \$149 million in services exports supporting 710 jobs

DE Digital Services Exports to Select Markets, 2021

To EU: \$840 million in services exports supporting 3,660 jobs

To UK: \$547 million in services exports supporting 2,310 jobs

To Africa: \$96 million in services exports supporting 450 jobs

To IPEF*: \$719 million in services exports supporting 3,160 jobs

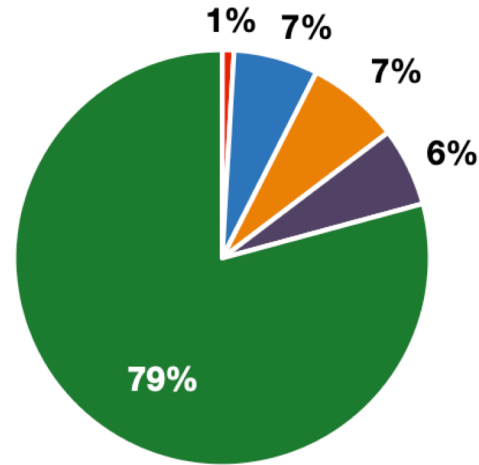
* Sources: National data from the U.S. Bureau of Economic Analysis, state export and jobs data from Trade Partnership Worldwide. "IPEF" includes the participants as of launch on May 23, 2022. Copyright 2023. The Coalition of Services Industries. All rights reserved.

DELAWARE

Services Fuel U.S. Jobs and Growth

Services fuel America's economic growth and jobs, generating more than 77 percent of employment in the United States and 68 percent of GDP. Services are a major component of the manufacturing and agricultural sectors, and they boost the competitiveness of those sectors.

In Delaware, services accounted for 79 percent of all jobs in 2021. The top services sector for employment was education, health care, and social assistance services, which alone employed 112,700 Delaware workers.



■ Services
 ■ Agriculture
 ■ Manufacturing
 ■ Construction
 ■ Public Administration

Delaware Services Industries Employ **365,200** Workers

Delaware Jobs by Sector and Services Subsector, 2021

Agriculture, Forestry, & Mining	4,200
Construction	33,200
Manufacturing	30,300
Public Administration	28,100
Total Services	365,200
<i>Wholesale Trade</i>	6,700
<i>Retail Trade</i>	59,800
<i>Transportation, Warehousing, & Utilities</i>	25,800
<i>Information</i>	5,500
<i>Finance, Insurance, & Real Estate</i>	44,800
<i>Professional, Scientific, & Management</i>	57,000
<i>Education, Health Care, & Social Assistance</i>	112,700
<i>Arts, Entertainment, Accommodation, & Food</i>	36,500
<i>Other Services</i>	16,500