

DISTRICT OF COLUMBIA

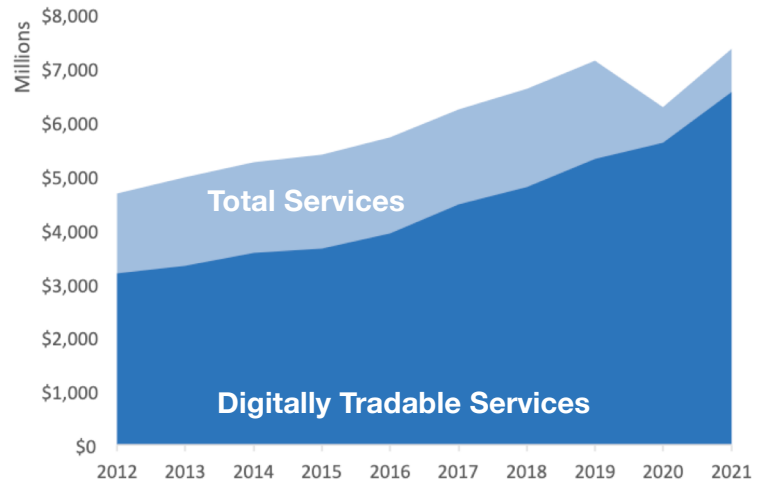
U.S. Services Supply the World

The District of Columbia has seen a rise in services exports, boosting its economic growth and jobs. Despite some Covid-related export declines, the U.S. services trade surplus was \$245 billion in 2021.

U.S. services industries are the most competitive and innovative in the world. They provide new economic opportunities and contribute to the successful production of manufacturing and agriculture in the United States and abroad.


Type	2012	2019	2020	2021
Total Services	\$4.7B	\$7.1B	\$6.3B	\$7.3B
Digitally Tradable	\$3.2B	\$5.3B	\$5.6B	\$6.6B

District of Columbia Services Exports



District of Columbia Services Exports Support **47,120** Jobs, Including **39,900** from Digitally Tradable Services

DC Services Exports by Sector, 2021 (\$ millions)



DC Services Exports to Select Markets, 2021

- To China:** \$323 million in services exports supporting 2,400 jobs
- To Canada:** \$667 million in services exports supporting 4,050 jobs
- To Mexico:** \$242 million in services exports supporting 1,860 jobs

DC Digital Services Exports to Select Markets, 2021

- To EU:** \$2.1 billion in services exports supporting 14,170 jobs
- To UK:** \$644 million in services exports supporting 3,910 jobs
- To Africa:** \$78 million in services exports supporting 520 jobs
- To IPEF*:** \$1.0 billion in services exports supporting 6,280 jobs

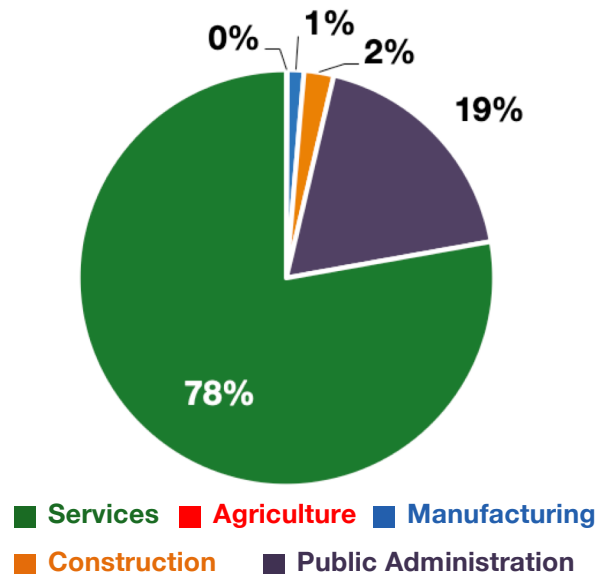
* Sources: National data from the U.S. Bureau of Economic Analysis, state export and jobs data from Trade Partnership Worldwide. "IPEF" includes the participants as of launch on May 23, 2022. Copyright 2023. The Coalition of Services Industries. All rights reserved.

DISTRICT OF COLUMBIA

Services Fuel U.S. Jobs and Growth

Services fuel America’s economic growth and jobs, generating more than 77 percent of employment in the United States and 68 percent of GDP. Services are a major component of the manufacturing and agricultural sectors, and they boost the competitiveness of those sectors.

In the District of Columbia, services accounted for 78 percent of all jobs in 2021. The top services sector for employment was professional, scientific, and management services, which alone employed 95,300 District of Columbia workers.



District of Columbia Services Industries Employ **276,500** Workers

District of Columbia Jobs by Sector and Services Subsector, 2021

Agriculture, Forestry, & Mining	300
Construction	8,200
Manufacturing	4,600
Public Administration	65,800
Total Services	276,500
<i>Wholesale Trade</i>	2,200
<i>Retail Trade</i>	17,100
<i>Transportation, Warehousing, & Utilities</i>	11,600
<i>Information</i>	11,600
<i>Finance, Insurance, & Real Estate</i>	25,900
<i>Professional, Scientific, & Management</i>	95,300
<i>Education, Health Care, & Social Assistance</i>	58,500
<i>Arts, Entertainment, Accommodation, & Food</i>	21,900
<i>Other Services</i>	32,400