

## UNITED STATES OF AMERICA

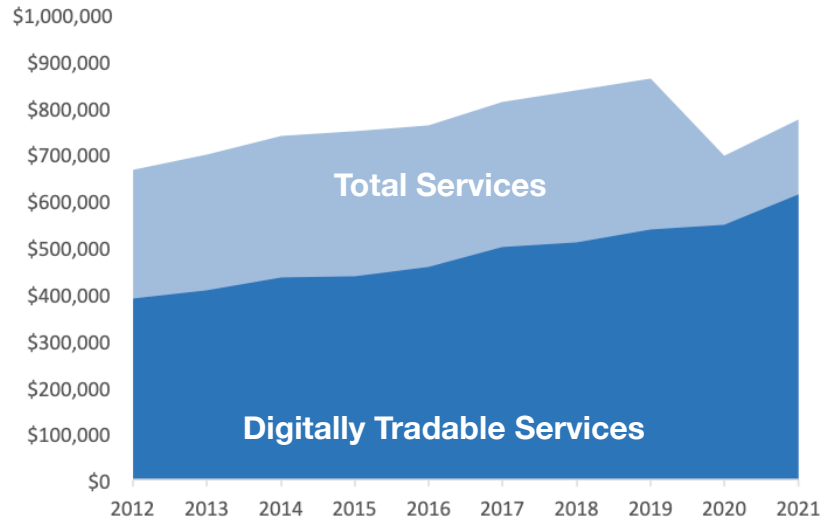
### U.S. Services Supply the World

The United States has seen a rise in services exports, boosting economic growth and jobs. Despite some Covid-related export declines, the U.S. services trade surplus was \$245 billion in 2021.

U.S. services industries are the most competitive and innovative in the world. They provide new economic opportunities and contribute to the successful production of manufacturing and agriculture in the United States and abroad.

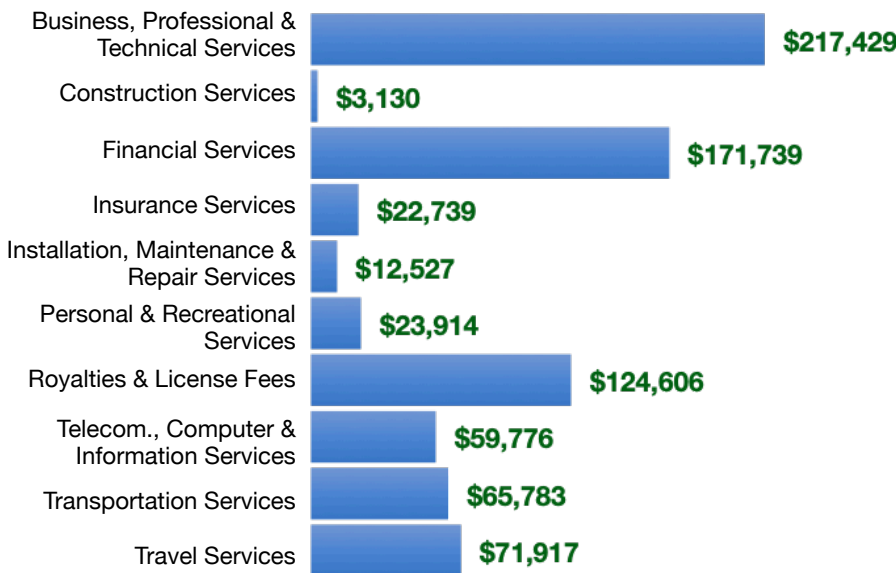
Type	2012	2019	2020	2021
Total Services	\$664B	\$859B	\$694B	\$774B
Digitally Tradable	\$389B	\$538B	\$547B	\$612B

### United States Services Exports



U.S. Services Exports Support **4.1 Million** Jobs, Including **3.0 Million** from Digitally Tradable Services

### US Services Exports by Sector, 2021 (in \$ millions)



### US Services Exports to Select Markets, 2021

- To China:** \$40 billion in services exports supporting **267,980 jobs**
- To Canada:** \$56 billion in services exports supporting **291,590 jobs**
- To Mexico:** \$30 billion in services exports supporting **205,010 jobs**

### US Digital Services Exports to Select Markets, 2021

- To EU:** \$176 billion in services exports supporting **900,840 jobs**
- To UK:** \$61 billion in services exports supporting **301,240 jobs**
- To Africa:** \$7.3 billion in services exports supporting **48,050 jobs**
- To IPEF\*:** \$100 billion in services exports supporting **505,830 jobs**

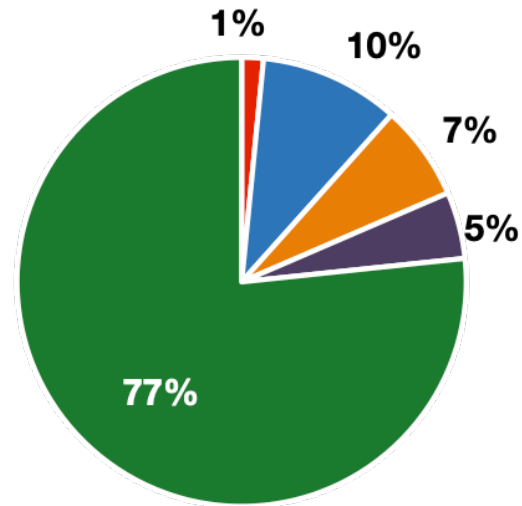
\* Sources: National data from the U.S. Bureau of Economic Analysis, state export and jobs data from Trade Partnership Worldwide. "IPEF" includes the participants as of launch on May 23, 2022.

## UNITED STATES OF AMERICA

### Services Fuel U.S. Jobs and Growth

Services fuel America's economic growth and jobs, generating over three-quarters of employment in the United States and 68 percent of GDP. Services are a major component of the manufacturing and agricultural sectors, and they boost the competitiveness of those sectors.

The top services sector for employment was education, health care, and social assistance services, which alone employed 36.7 million U.S. workers.



■ Services 
 ■ Agriculture 
 ■ Manufacturing 
 ■ Construction 
 ■ Public Administration

## U.S. Services Industries Employ 120 Million Workers

### U.S. Jobs by Sector and Services Subsector, 2021

Agriculture, Forestry, & Mining	<b>2.4 Million</b>
Construction	<b>10.8 Million</b>
Manufacturing	<b>15.7 Million</b>
Public Administration	<b>7.5 Million</b>
<b>Total Services</b>	<b>120 Million</b>
<i>Wholesale Trade</i>	<i>3.6 Million</i>
<i>Retail Trade</i>	<i>17.3 Million</i>
<i>Transportation, Warehousing, &amp; Utilities</i>	<i>9.2 Million</i>
<i>Information</i>	<i>2.9 Million</i>
<i>Finance, Insurance, &amp; Real Estate</i>	<i>10.7 Million</i>
<i>Professional, Scientific, &amp; Management</i>	<i>19.4 Million</i>
<i>Education, Health Care, &amp; Social Assistance</i>	<i>36.7 Million</i>
<i>Arts, Entertainment, Accommodation, &amp; Food</i>	<i>12.9 Million</i>
<i>Other Services</i>	<i>7.2 Million</i>