

Texas' 34th DISTRICT

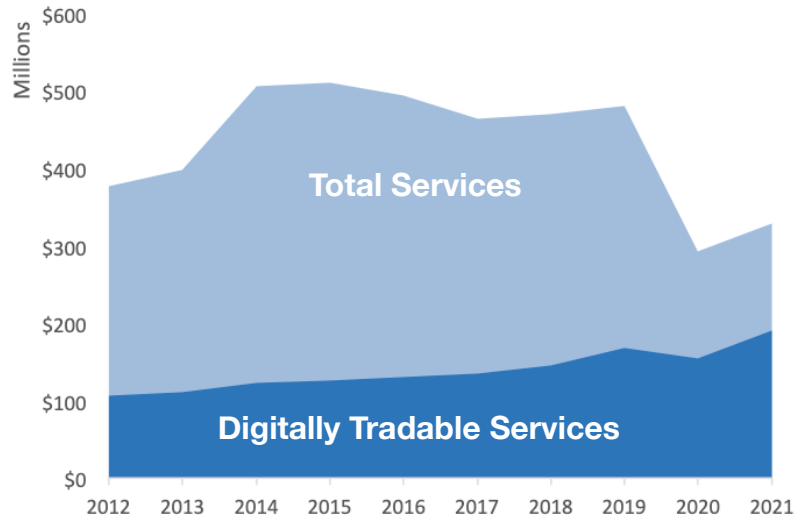
U.S. Services Supply the World

TX-34 has seen a rise in services exports, boosting state economic growth and jobs. Despite some Covid-related export declines, the U.S. services trade surplus was \$245 billion in 2021.

U.S. services industries are the most competitive and innovative in the world. They provide new economic opportunities and contribute to the successful production of manufacturing and agriculture in the United States and abroad.

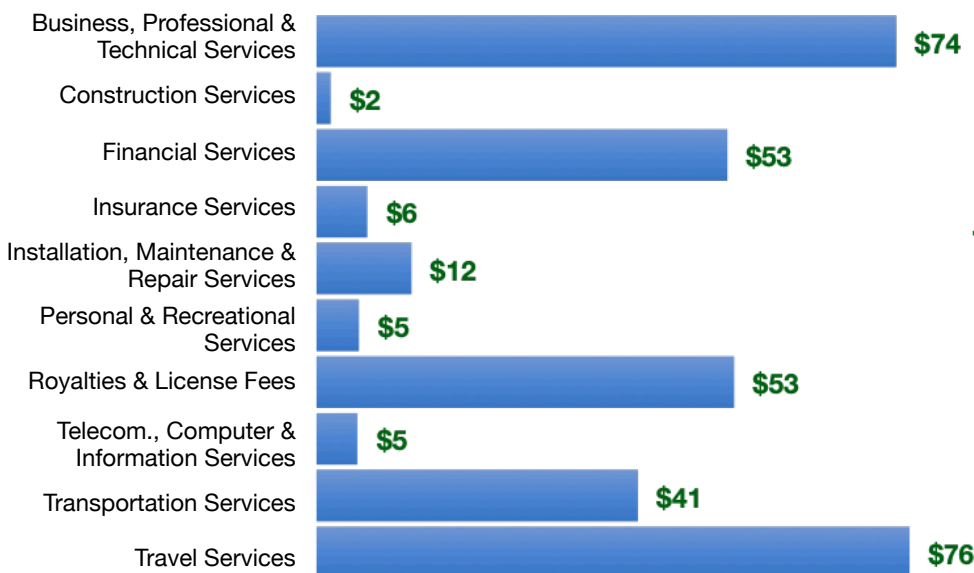
Type	2012	2019	2020	2021
Total Services	\$376M	\$480M	\$292M	\$328M
Digitally Tradable	\$106M	\$168M	\$154M	\$191M

TX-34 Services Exports



TX-34 Services Exports Support **2,090** Jobs, Including **1,050** from Digitally Tradable Services

TX-34 Services Exports by Sector, 2021 (\$ millions)



TX-34 Services Exports to Select Markets, 2021

- To China:** \$21 M in services exports supporting **160 jobs**
- To Canada:** \$21 M in services exports supporting **130 jobs**
- To Mexico:** \$30 M in services exports supporting **230 jobs**

TX-34 Digital Services Exports to Select Markets, 2021

- To EU:** \$47 M in services exports supporting **260 jobs**
- To UK:** \$19 M in services exports supporting **100 jobs**
- To Africa:** \$3.1 M in services exports supporting **20 jobs**
- To IPEF*:** \$36 M in services exports supporting **210 jobs**

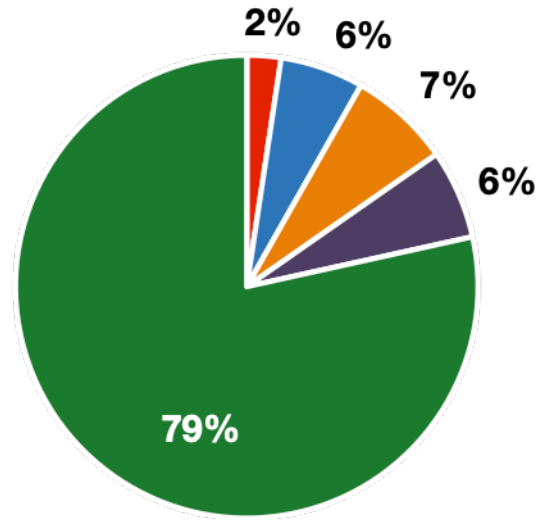
* Sources: National data from the U.S. Bureau of Economic Analysis, state export and jobs data from Trade Partnership Worldwide. "IPEF" includes the participants as of launch on May 23, 2022.

Texas' 34th DISTRICT

Services Fuel U.S. Jobs and Growth

Services fuel America's economic growth and jobs, generating more than 77 percent of employment in the United States and 68 percent of GDP. Services are a major component of the manufacturing and agricultural sectors, and they boost the competitiveness of those sectors.

In TX-34, services accounted for 79 percent of all jobs in 2021. The top services sector for employment was educational services, and health care and social assistance, which alone employed 88,400 TX-34 workers.



■ Services
 ■ Agriculture
 ■ Manufacturing
 ■ Construction
 ■ Public Administration

TX-34 Services Industries Employ **227,600** Workers

TX-34 Jobs by Sector and Services Subsector, 2021

Agriculture, Forestry, & Mining	6,900
Construction	20,500
Manufacturing	16,900
Public Administration	18,100
Total Services	227,600
<i>Wholesale Trade</i>	8,400
<i>Retail Trade</i>	34,000
<i>Transportation, Warehousing, & Utilities</i>	19,300
<i>Information</i>	1,100
<i>Finance, Insurance, & Real Estate</i>	10,800
<i>Professional, Scientific, & Management</i>	24,500
<i>Education, Health Care, & Social Assistance</i>	88,400
<i>Arts, Entertainment, Accommodation, & Food</i>	25,600
<i>Other Services</i>	15,600