

Oregon's 4th DISTRICT

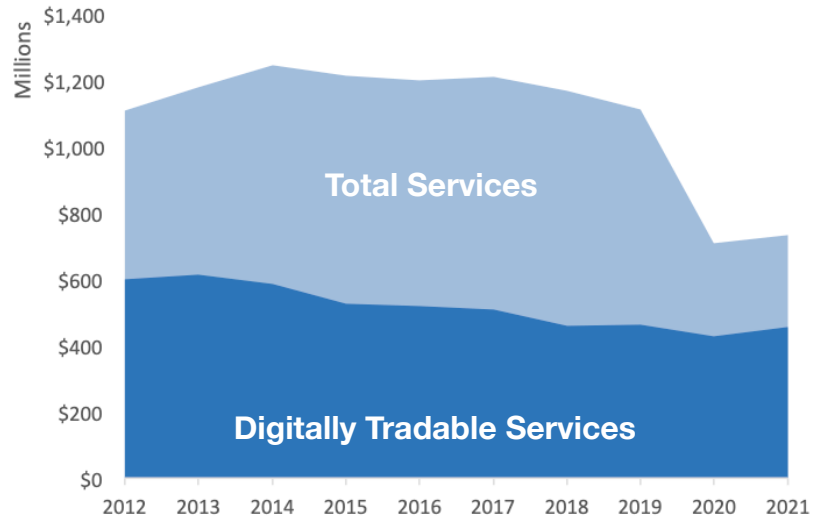
U.S. Services Supply the World

OR-4 has seen a rise in services exports, boosting state economic growth and jobs. Despite some Covid-related export declines, the U.S. services trade surplus was \$245 billion in 2021.

U.S. services industries are the most competitive and innovative in the world. They provide new economic opportunities and contribute to the successful production of manufacturing and agriculture in the United States and abroad.

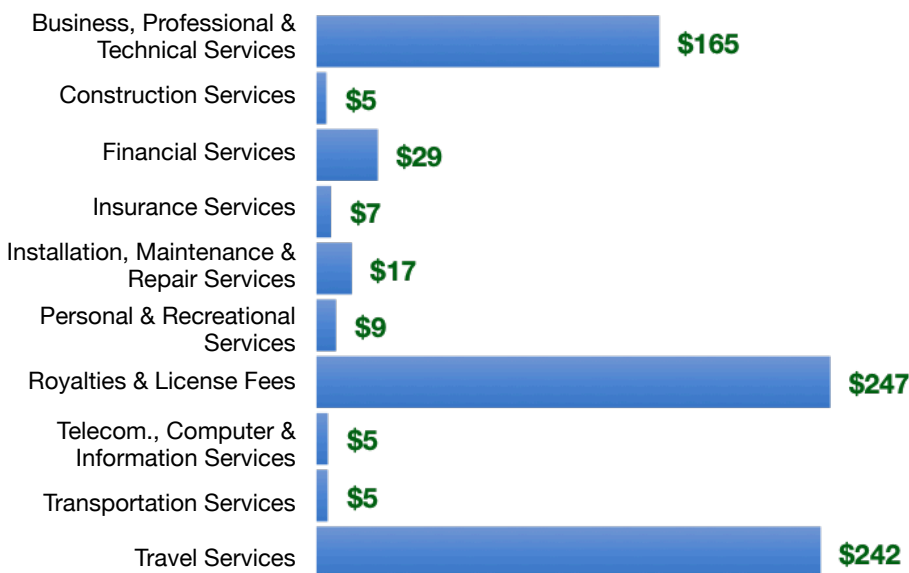
Type	2012	2019	2020	2021
Total Services	\$1.1B	\$1.1B	\$708M	\$731M
Digitally Tradable	\$600M	\$463M	\$426M	\$456M

OR-4 Services Exports



OR-4 Services Exports Support **4,230** Jobs, Including **1,810** from Digitally Tradable Services

OR-4 Services Exports by Sector, 2021 (\$ millions)



OR-4 Services Exports to Select Markets, 2021

- To China:** \$80 M in services exports supporting **600 jobs**
- To Canada:** \$33 M in services exports supporting **190 jobs**
- To Mexico:** \$38 M in services exports supporting **310 jobs**

OR-4 Digital Services Exports to Select Markets, 2021

- To EU:** \$163 M in services exports supporting **600 jobs**
- To UK:** \$26 M in services exports supporting **110 jobs**
- To Africa:** \$4.5 M in services exports supporting **30 jobs**
- To IPEF*:** \$92 M in services exports supporting **380 jobs**

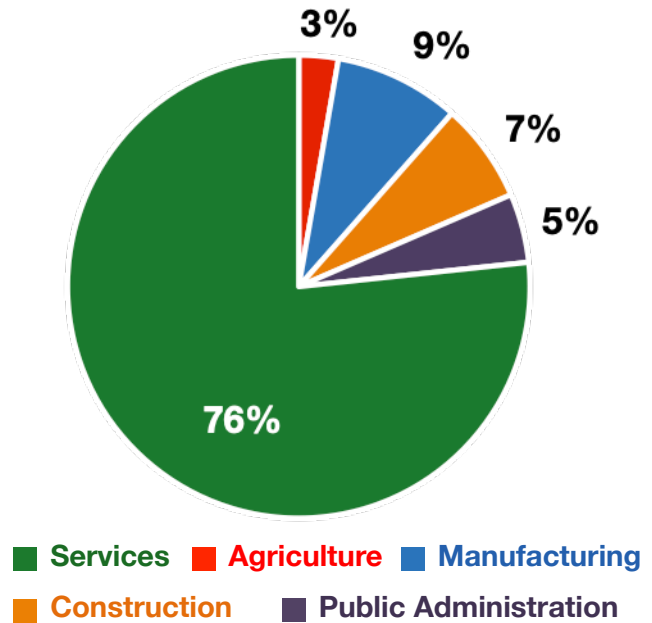
* Sources: National data from the U.S. Bureau of Economic Analysis, state export and jobs data from Trade Partnership Worldwide. "IPEF" includes the participants as of launch on May 23, 2022.

Oregon's 4th DISTRICT

Services Fuel U.S. Jobs and Growth

Services fuel America's economic growth and jobs, generating more than 77 percent of employment in the United States and 68 percent of GDP. Services are a major component of the manufacturing and agricultural sectors, and they boost the competitiveness of those sectors.

In OR-4, services accounted for 76 percent of all jobs in 2021. The top services sector for employment was educational services, and health care and social assistance, which alone employed 80,600 OR-4 workers.



OR-4 Services Industries Employ **239,100** Workers

OR-4 Jobs by Sector and Services Subsector, 2021

Agriculture, Forestry, & Mining	8,600
Construction	21,700
Manufacturing	27,300
Public Administration	15,000
Total Services	239,100
<i>Wholesale Trade</i>	8,800
<i>Retail Trade</i>	40,700
<i>Transportation, Warehousing, & Utilities</i>	13,500
<i>Information</i>	3,300
<i>Finance, Insurance, & Real Estate</i>	13,400
<i>Professional, Scientific, & Management</i>	32,600
<i>Education, Health Care, & Social Assistance</i>	80,600
<i>Arts, Entertainment, Accommodation, & Food</i>	33,500
<i>Other Services</i>	12,700