

## Nevada's 3<sup>rd</sup> DISTRICT

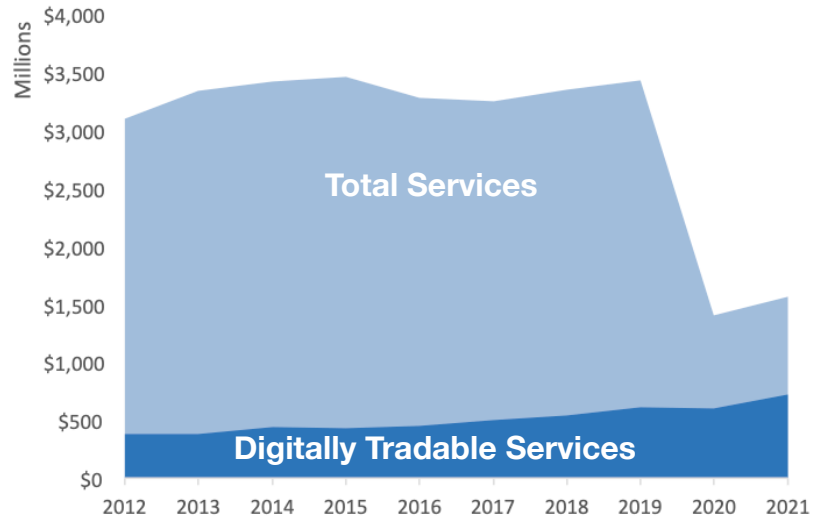
### U.S. Services Supply the World

NV-3 has seen a rise in services exports, boosting state economic growth and jobs. Despite some Covid-related export declines, the U.S. services trade surplus was \$245 billion in 2021.

U.S. services industries are the most competitive and innovative in the world. They provide new economic opportunities and contribute to the successful production of manufacturing and agriculture in the United States and abroad.

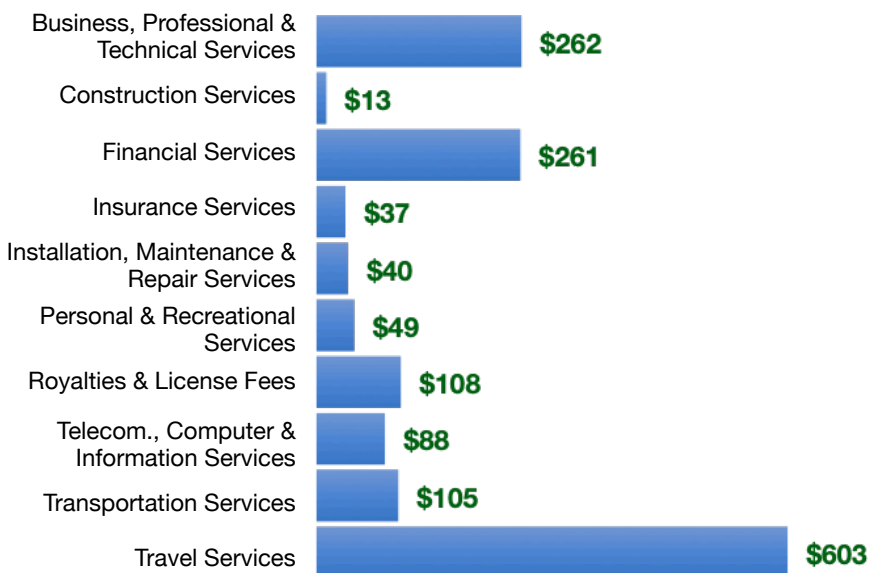
Type	2012	2019	2020	2021
Total Services	\$3.1B	\$3.4B	\$1.4B	\$1.6B
Digitally Tradable	\$384M	\$609M	\$604M	\$720M

### NV-3 Services Exports



NV-3 Services Exports Support **10,850** Jobs,  
Including **3,800** from Digitally Tradable Services

### NV-3 Services Exports by Sector, 2021 (\$ millions)



### NV-3 Services Exports to Select Markets, 2021

- To China:** \$63 M in services exports supporting **450 jobs**
- To Canada:** \$124 M in services exports supporting **740 jobs**
- To Mexico:** \$227 M in services exports supporting **1,960 jobs**

### NV-3 Digital Services Exports to Select Markets, 2021

- To EU:** \$152 M in services exports supporting **760 jobs**
- To UK:** \$80 M in services exports supporting **390 jobs**
- To Africa:** \$16 M in services exports supporting **120 jobs**
- To IPEF\*:** \$141 M in services exports supporting **760 jobs**

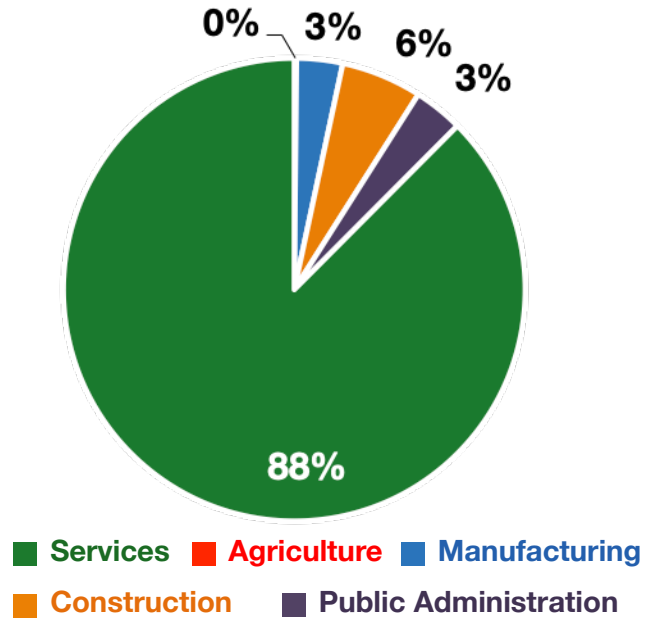
\* Sources: National data from the U.S. Bureau of Economic Analysis, state export and jobs data from Trade Partnership Worldwide. "IPEF" includes the participants as of launch on May 23, 2022.

## Nevada's 3<sup>rd</sup> DISTRICT

### Services Fuel U.S. Jobs and Growth

Services fuel America's economic growth and jobs, generating more than 77 percent of employment in the United States and 68 percent of GDP. Services are a major component of the manufacturing and agricultural sectors, and they boost the competitiveness of those sectors.

In NV-3, services accounted for 88 percent of all jobs in 2021. The top services sector for employment was arts, entertainment, and recreation, and accommodation and food services, which alone employed 88,000 NV-3 workers.



NV-3 Services Industries Employ **337,300** Workers

### NV-3 Jobs by Sector and Services Subsector, 2021

Agriculture, Forestry, & Mining	600
Construction	21,800
Manufacturing	12,400
Public Administration	13,300
<b>Total Services</b>	<b>337,300</b>
<i>Wholesale Trade</i>	5,100
<i>Retail Trade</i>	44,000
<i>Transportation, Warehousing, &amp; Utilities</i>	24,200
<i>Information</i>	7,500
<i>Finance, Insurance, &amp; Real Estate</i>	34,000
<i>Professional, Scientific, &amp; Management</i>	47,200
<i>Education, Health Care, &amp; Social Assistance</i>	73,400
<i>Arts, Entertainment, Accommodation, &amp; Food</i>	88,000
<i>Other Services</i>	13,700