

## MISSOURI

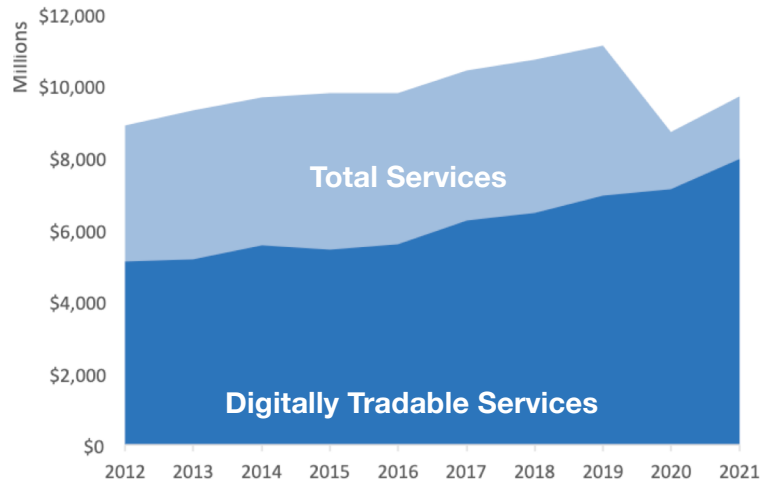
### U.S. Services Supply the World

Missouri has seen a rise in services exports, boosting state economic growth and jobs. Despite some Covid-related export declines, the U.S. services trade surplus was \$245 billion in 2021.

U.S. services industries are the most competitive and innovative in the world. They provide new economic opportunities and contribute to the successful production of manufacturing and agriculture in the United States and abroad.

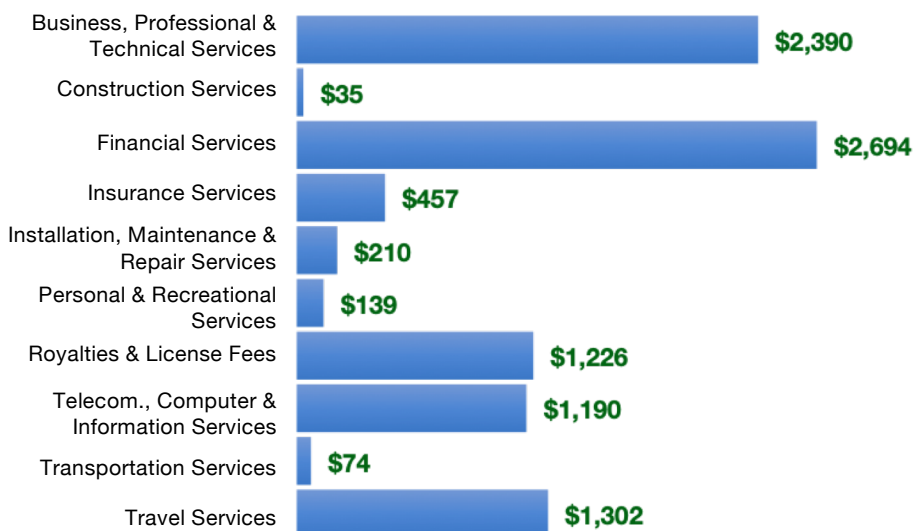
Type	2012	2019	2020	2021
Total Services	\$8.9B	\$11B	\$8.7B	\$9.7B
Digitally Tradable	\$5.1B	\$6.9B	\$7.1B	\$7.9B

### Missouri Services Exports



Missouri Services Exports Support **54,480** Jobs, Including **38,540** from Digitally Tradable Services

### MO Services Exports by Sector, 2021 (\$ millions)



### MO Services Exports to Select Markets, 2021

- To China:** \$580 million in services exports supporting 4,350 jobs
- To Canada:** \$847 million in services exports supporting 4,480 jobs
- To Mexico:** \$458 million in services exports supporting 3,230 jobs

### MO Digital Services Exports to Select Markets, 2021

- To EU:** \$2.0 billion in services exports supporting 9,900 jobs
- To UK:** \$933 million in services exports supporting 4,310 jobs
- To Africa:** \$113 million in services exports supporting 700 jobs
- To IPEF\*:** \$1.4 billion in services exports supporting 6,930 jobs

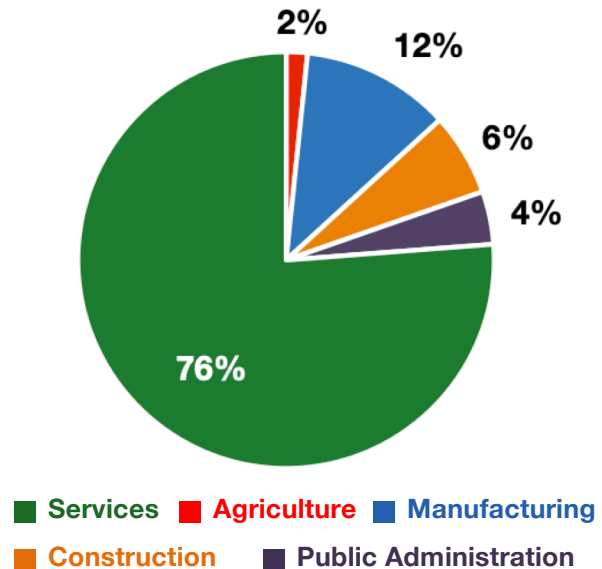
\* Sources: National data from the U.S. Bureau of Economic Analysis, state export and jobs data from Trade Partnership Worldwide. "IPEF" includes the participants as of launch on May 23, 2022. Copyright 2023. The Coalition of Services Industries. All rights reserved.

## MISSOURI

### Services Fuel U.S. Jobs and Growth

Services fuel America’s economic growth and jobs, generating more than 77 percent of employment in the United States and 68 percent of GDP. Services are a major component of the manufacturing and agricultural sectors, and they boost the competitiveness of those sectors.

In Missouri, services accounted for 76 percent of all jobs in 2021. The top services sector for employment was education, health care, and social assistance services, which alone employed 719,300 Missouri workers.



Missouri Services Industries Employ **2.2 Million** Workers

### Missouri Jobs by Sector and Services Subsector, 2021

Agriculture, Forestry, & Mining	48,700
Construction	189,100
Manufacturing	340,200
Public Administration	120,800
<b>Total Services</b>	<b>2.2 Million</b>
<i>Wholesale Trade</i>	71,300
<i>Retail Trade</i>	343,900
<i>Transportation, Warehousing, &amp; Utilities</i>	171,600
<i>Information</i>	42,700
<i>Finance, Insurance, &amp; Real Estate</i>	211,900
<i>Professional, Scientific, &amp; Management</i>	301,000
<i>Education, Health Care, &amp; Social Assistance</i>	719,300
<i>Arts, Entertainment, Accommodation, &amp; Food</i>	236,900
<i>Other Services</i>	142,100

\* Sources: U.S. Census Bureau, American Community Survey  
Copyright 2023. The Coalition of Services Industries. All rights reserved.

For more information on all 50 states, please visit [servicescoalition.org/exports](https://servicescoalition.org/exports) or email [admin@uscisi.org](mailto:admin@uscisi.org)