

KENTUCKY

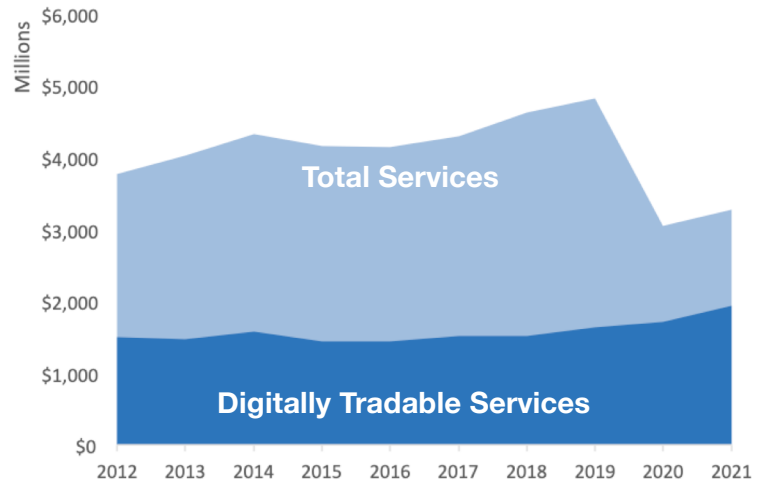
U.S. Services Supply the World

Kentucky has seen a rise in services exports, boosting state economic growth and jobs. Despite some Covid-related export declines, the U.S. services trade surplus was \$245 billion in 2021.

U.S. services industries are the most competitive and innovative in the world. They provide new economic opportunities and contribute to the successful production of manufacturing and agriculture in the United States and abroad.

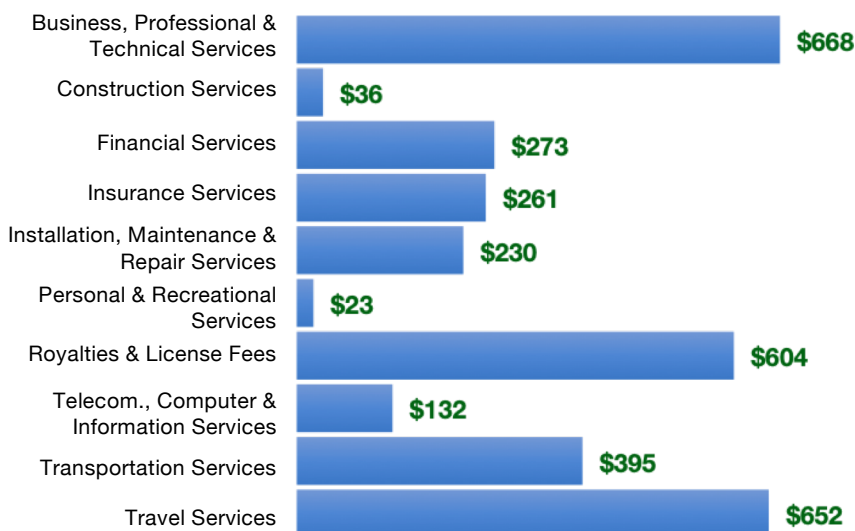
Type	2012	2019	2020	2021
Total Services	\$3.8B	\$4.8B	\$3.1B	\$3.3B
Digitally Tradable	\$1.5B	\$1.6B	\$1.7B	\$1.9B

Kentucky Services Exports



Kentucky Services Exports Support **19,380** Jobs, Including **10,130** from Digitally Tradable Services

KY Services Exports by Sector, 2021 (\$ millions)



KY Services Exports to Select Markets, 2021

To China: \$215 million in services exports supporting 1,330 jobs

To Canada: \$221 million in services exports supporting 1,210 jobs

To Mexico: \$243 million in services exports supporting 1,730 jobs

KY Digital Services Exports to Select Markets, 2021

To EU: \$528 million in services exports supporting 2,970 jobs

To UK: \$220 million in services exports supporting 1,110 jobs

To Africa: \$21 million in services exports supporting 140 jobs

To IPEF*: \$351 million in services exports supporting 1,870 jobs

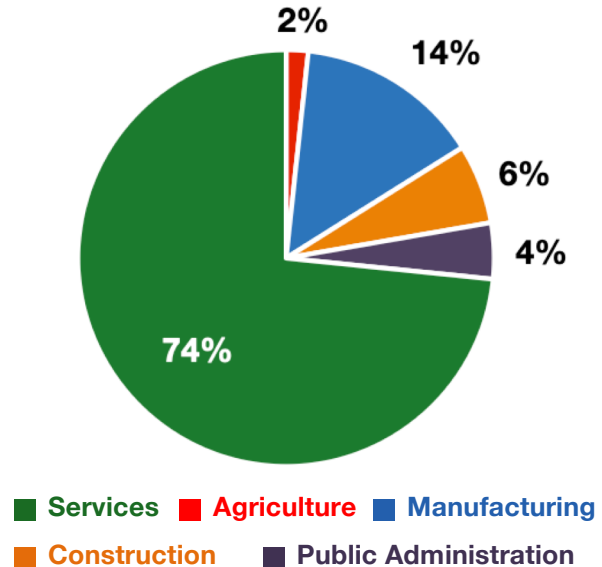
* Sources: National data from the U.S. Bureau of Economic Analysis, state export and jobs data from Trade Partnership Worldwide. "IPEF" includes the participants as of launch on May 23, 2022. Copyright 2023. The Coalition of Services Industries. All rights reserved.

KENTUCKY

Services Fuel U.S. Jobs and Growth

Services fuel America's economic growth and jobs, generating more than 77 percent of employment in the United States and 68 percent of GDP. Services are a major component of the manufacturing and agricultural sectors, and they boost the competitiveness of those sectors.

In Kentucky, services accounted for 73 percent of all jobs in 2021. The top services sector for employment was education, health care, and social assistance services, which alone employed 473,300 Kentucky workers.



Kentucky Services Industries Employ **1.5 Million** Workers

Kentucky Jobs by Sector and Services Subsector, 2021

Agriculture, Forestry, & Mining	34,100
Construction	123,300
Manufacturing	286,300
Public Administration	86,500
Total Services	1.5 Million
<i>Wholesale Trade</i>	39,600
<i>Retail Trade</i>	245,200
<i>Transportation, Warehousing, & Utilities</i>	140,200
<i>Information</i>	25,800
<i>Finance, Insurance, & Real Estate</i>	115,000
<i>Professional, Scientific, & Management</i>	180,600
<i>Education, Health Care, & Social Assistance</i>	473,300
<i>Arts, Entertainment, Accommodation, & Food</i>	149,100
<i>Other Services</i>	93,400