

INDIANA

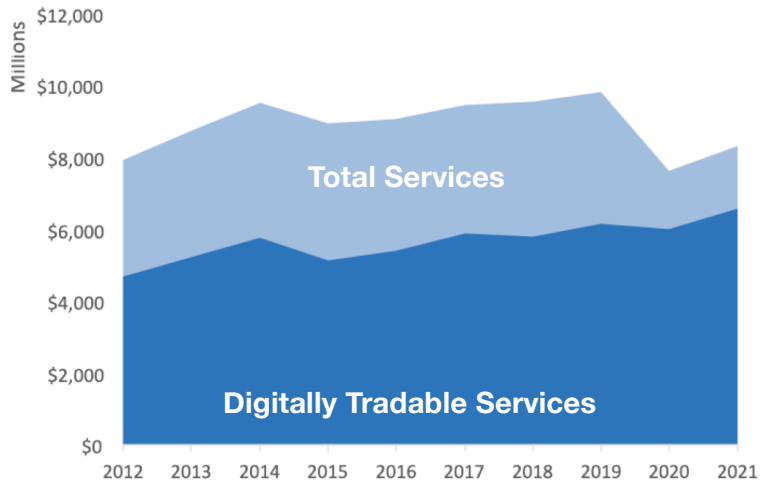
U.S. Services Supply the World

Indiana has seen a rise in services exports, boosting state economic growth and jobs. Despite some Covid-related export declines, the U.S. services trade surplus was \$245 billion in 2021.

U.S. services industries are the most competitive and innovative in the world. They provide new economic opportunities and contribute to the successful production of manufacturing and agriculture in the United States and abroad.

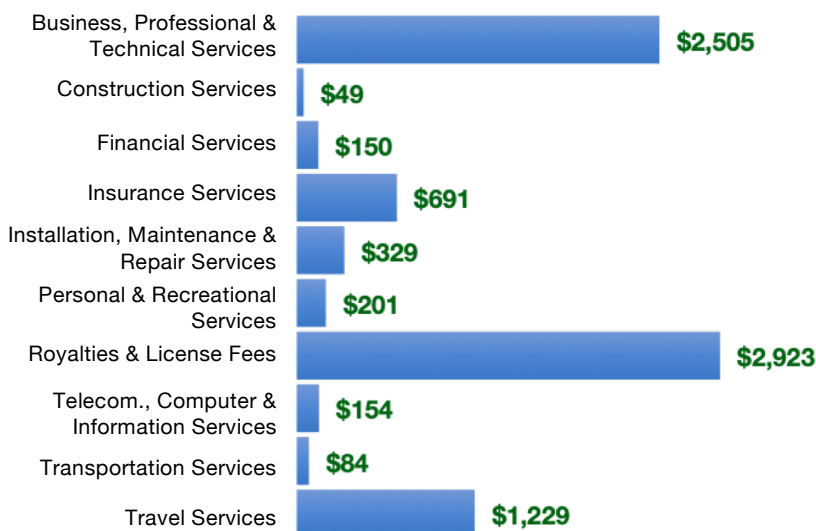
Type	2012	2019	2020	2021
Total Services	\$7.9B	\$9.8B	\$7.6B	\$8.3B
Digitally Tradable	\$4.7B	\$6.2B	\$6.0B	\$6.6B

Indiana Services Exports



Indiana Services Exports Support **46,590** Jobs, Including **30,790** from Digitally Tradable Services

IN Services Exports by Sector, 2021 (\$ millions)



IN Services Exports to Select Markets, 2021

To China: \$645 million in services exports supporting 5,000 jobs

To Canada: \$429 million in services exports supporting 2,470 jobs

To Mexico: \$293 million in services exports supporting 2,120 jobs

IN Digital Services Exports to Select Markets, 2021

To EU: \$2.1 billion in services exports supporting 8,950 jobs

To UK: \$445 million in services exports supporting 2,190 jobs

To Africa: \$77 million in services exports supporting 640 jobs

To IPEF*: \$1.3 billion in services exports supporting 6,340 jobs

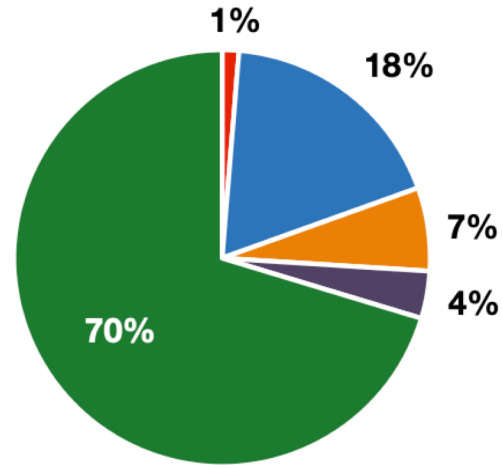
* Sources: National data from the U.S. Bureau of Economic Analysis, state export and jobs data from Trade Partnership Worldwide. "IPEF" includes the participants as of launch on May 23, 2022. Copyright 2023. The Coalition of Services Industries. All rights reserved.

INDIANA

Services Fuel U.S. Jobs and Growth

Services fuel America’s economic growth and jobs, generating more than 77 percent of employment in the United States and 68 percent of GDP. Services are a major component of the manufacturing and agricultural sectors, and they boost the competitiveness of those sectors.

In Indiana, services accounted for 70 percent of all jobs in 2021. The top services sector for employment was education, health care, and social assistance services, which alone employed 748,400 Indiana workers.



■ Services
 ■ Agriculture
 ■ Manufacturing
 ■ Construction
 ■ Public Administration

Indiana Services Industries Employ **2.3 Million** Workers

Indiana Jobs by Sector and Services Subsector, 2021

Agriculture, Forestry, & Mining	42,400
Construction	210,800
Manufacturing	594,100
Public Administration	119,700
Total Services	2.3 Million
<i>Wholesale Trade</i>	70,700
<i>Retail Trade</i>	356,100
<i>Transportation, Warehousing, & Utilities</i>	204,200
<i>Information</i>	40,800
<i>Finance, Insurance, & Real Estate</i>	181,700
<i>Professional, Scientific, & Management</i>	288,300
<i>Education, Health Care, & Social Assistance</i>	748,400
<i>Arts, Entertainment, Accommodation, & Food</i>	253,800
<i>Other Services</i>	148,200