

IOWA

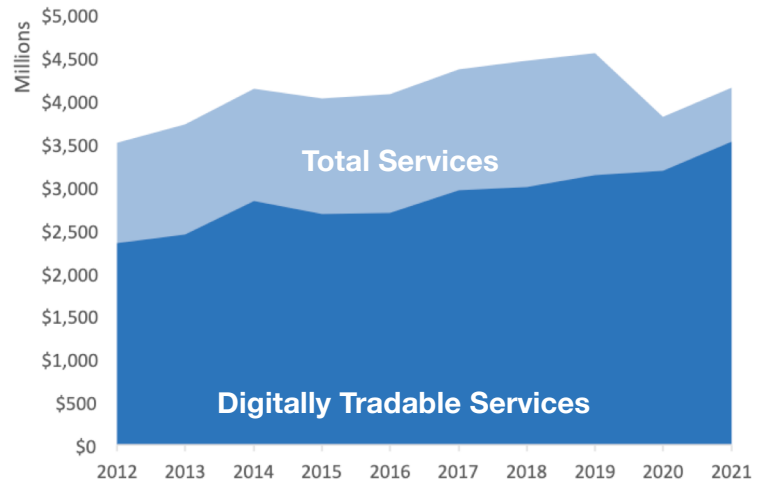
U.S. Services Supply the World

Iowa has seen a rise in services exports, boosting state economic growth and jobs. Despite some Covid-related export declines, the U.S. services trade surplus was \$245 billion in 2021.

U.S. services industries are the most competitive and innovative in the world. They provide new economic opportunities and contribute to the successful production of manufacturing and agriculture in the United States and abroad.

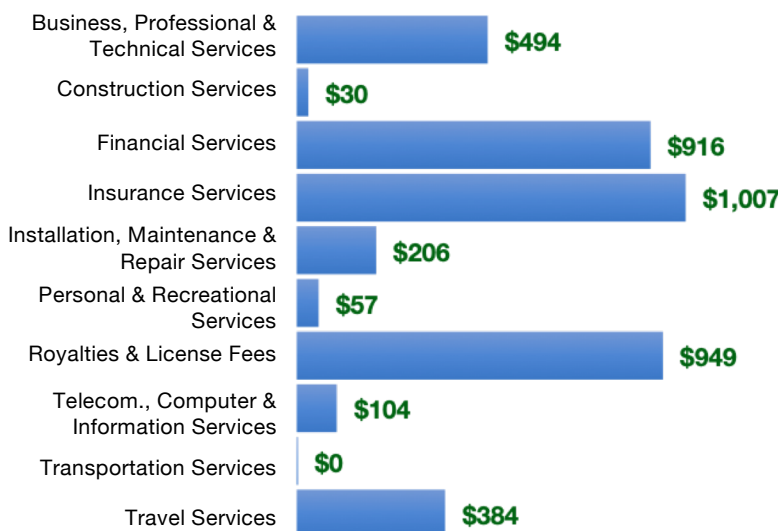
| Type | 2012 | 2019 | 2020 | 2021 |
|--------------------|--------|--------|--------|--------|
| Total Services | \$3.5B | \$4.5B | \$3.8B | \$4.1B |
| Digitally Tradable | \$2.3B | \$3.1B | \$3.2B | \$3.5B |

Iowa Services Exports



Iowa Services Exports Support **20,810** Jobs, Including **15,650** from Digitally Tradable Services

IA Services Exports by Sector, 2021 (\$ millions)



IA Services Exports to Select Markets, 2021

To China: \$258 million in services exports supporting 1,600 jobs

To Canada: \$300 million in services exports supporting 1,470 jobs

To Mexico: \$151 million in services exports supporting 910 jobs

IA Digital Services Exports to Select Markets, 2021

To EU: \$814 million in services exports supporting 3,460 jobs

To UK: \$484 million in services exports supporting 2,170 jobs

To Africa: \$39 million in services exports supporting 240 jobs

To IPEF*: \$681 million in services exports supporting 3,120 jobs

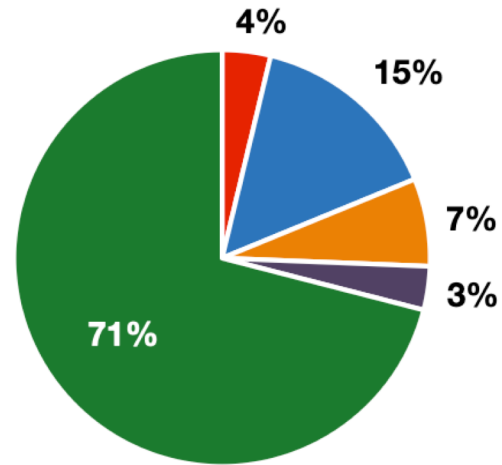
* Sources: National data from the U.S. Bureau of Economic Analysis, state export and jobs data from Trade Partnership Worldwide. "IPEF" includes the participants as of launch on May 23, 2022. Copyright 2023. The Coalition of Services Industries. All rights reserved.

IOWA

Services Fuel U.S. Jobs and Growth

Services fuel America's economic growth and jobs, generating more than 77 percent of employment in the United States and 68 percent of GDP. Services are a major component of the manufacturing and agricultural sectors, and they boost the competitiveness of those sectors.

In Iowa, services accounted for 71 percent of all jobs in 2021. The top services sector for employment was education, health care, and social assistance services, which alone employed 385,900 Iowa workers.



■ Services
 ■ Agriculture
 ■ Manufacturing
 ■ Construction
 ■ Public Administration

Iowa Services Industries Employ **1.1 Million** Workers

Iowa Jobs by Sector and Services Subsector, 2021

| | |
|--|--------------------|
| Agriculture, Forestry, & Mining | 60,800 |
| Construction | 110,200 |
| Manufacturing | 243,300 |
| Public Administration | 54,700 |
| Total Services | 1.1 Million |
| <i>Wholesale Trade</i> | 42,300 |
| <i>Retail Trade</i> | 192,600 |
| <i>Transportation, Warehousing, & Utilities</i> | 81,400 |
| <i>Information</i> | 22,400 |
| <i>Finance, Insurance, & Real Estate</i> | 126,900 |
| <i>Professional, Scientific, & Management</i> | 121,700 |
| <i>Education, Health Care, & Social Assistance</i> | 385,900 |
| <i>Arts, Entertainment, Accommodation, & Food</i> | 106,700 |
| <i>Other Services</i> | 67,600 |