

CONNECTICUT

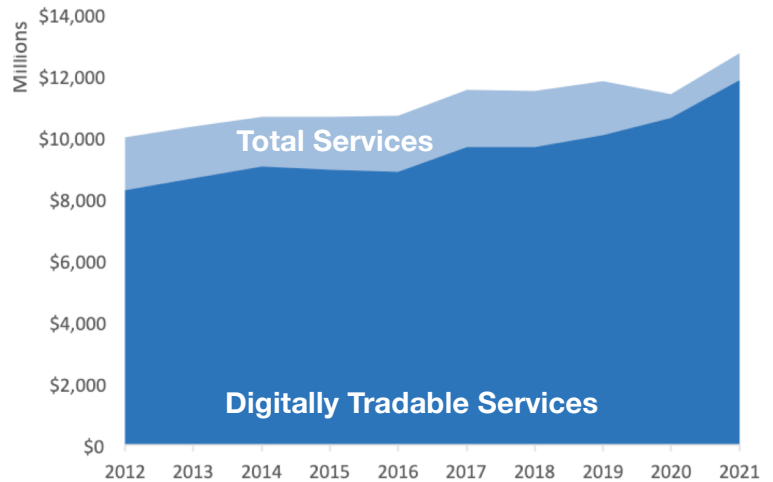
U.S. Services Supply the World

Connecticut has seen a rise in services exports, boosting state economic growth and jobs. Despite some Covid-related export declines, the U.S. services trade surplus was \$245 billion in 2021.

U.S. services industries are the most competitive and innovative in the world. They provide new economic opportunities and contribute to the successful production of manufacturing and agriculture in the United States and abroad.

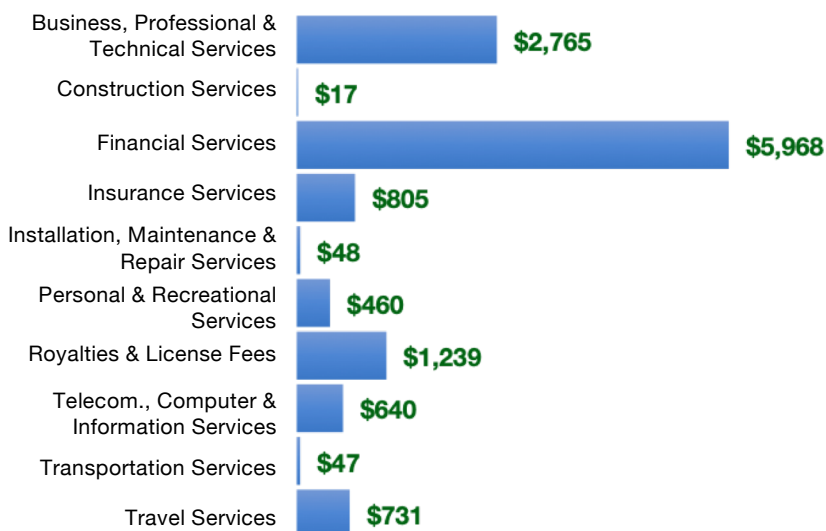
Type	2012	2019	2020	2021
Total Services	\$10B	\$12B	\$11B	\$13B
Digitally Tradable	\$8.3B	\$10B	\$11B	\$12B

Connecticut Services Exports



Connecticut Services Exports Support **56,410** Jobs, Including **48,270** from Digitally Tradable Services

CT Services Exports by Sector, 2021 (\$ millions)



CT Services Exports to Select Markets, 2021

To China: \$465 million in services exports supporting 3,490 jobs

To Canada: \$842 million in services exports supporting 4,110 jobs

To Mexico: \$276 million in services exports supporting 1,750 jobs

CT Digital Services Exports to Select Markets, 2021

To EU: \$2.7 billion in services exports supporting 12,190 jobs

To UK: \$1.2 billion in services exports supporting 5,050 jobs

To Africa: \$86 million in services exports supporting 610 jobs

To IPEF*: \$1.6 billion in services exports supporting 7,610 jobs

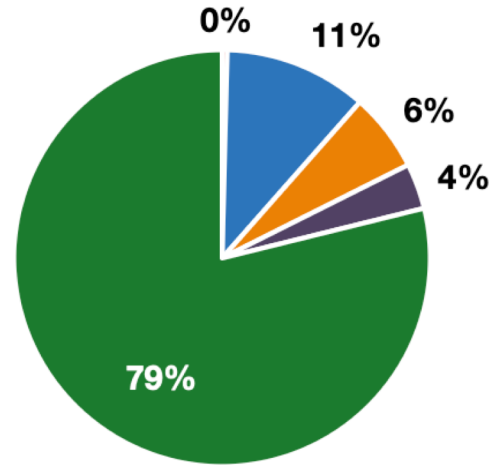
* Sources: National data from the U.S. Bureau of Economic Analysis, state export and jobs data from Trade Partnership Worldwide. "IPEF" includes the participants as of launch on May 23, 2022. Copyright 2023. The Coalition of Services Industries. All rights reserved.

CONNECTICUT

Services Fuel U.S. Jobs and Growth

Services fuel America’s economic growth and jobs, generating more than 77 percent of employment in the United States and 68 percent of GDP. Services are a major component of the manufacturing and agricultural sectors, and they boost the competitiveness of those sectors.

In Connecticut, services accounted for 79 percent of all jobs in 2021. The top services sector for employment was education, health care, and social assistance services, which alone employed 491,400 Connecticut workers.



■ Services
 ■ Agriculture
 ■ Manufacturing
 ■ Construction
 ■ Public Administration

Connecticut Services Industries Employ **1.4 Million** Workers

Connecticut Jobs by Sector and Services Subsector, 2021

Agriculture, Forestry, & Mining	7,300
Construction	110,300
Manufacturing	201,300
Public Administration	64,100
Total Services	1.4 Million
<i>Wholesale Trade</i>	37,200
<i>Retail Trade</i>	202,000
<i>Transportation, Warehousing, & Utilities</i>	79,900
<i>Information</i>	35,000
<i>Finance, Insurance, & Real Estate</i>	163,100
<i>Professional, Scientific, & Management</i>	214,600
<i>Education, Health Care, & Social Assistance</i>	491,400
<i>Arts, Entertainment, Accommodation, & Food</i>	127,400
<i>Other Services</i>	77,400