

West Virginia

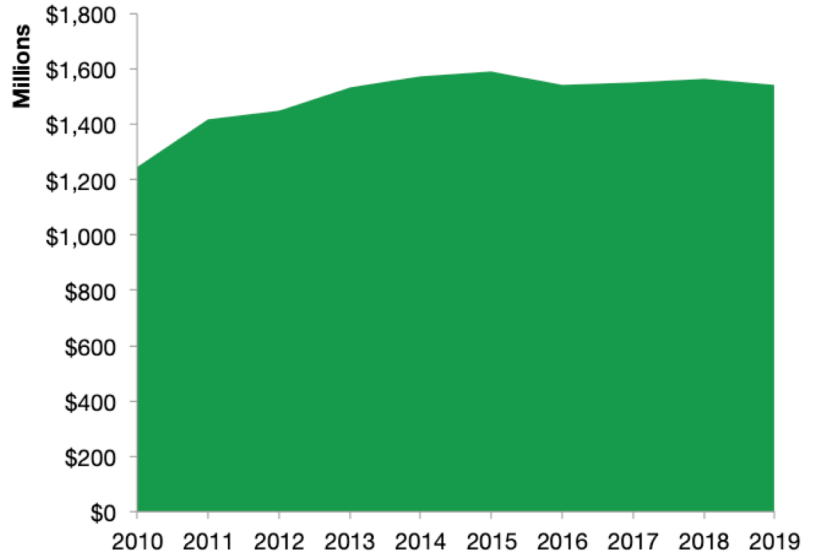
West Virginia Services Exports

U.S. Services Supply the World

West Virginia has seen a rise in overall services exports since 2010, boosting state economic growth and jobs, and contributing to the overall U.S. services trade surplus of \$289 billion in 2019.

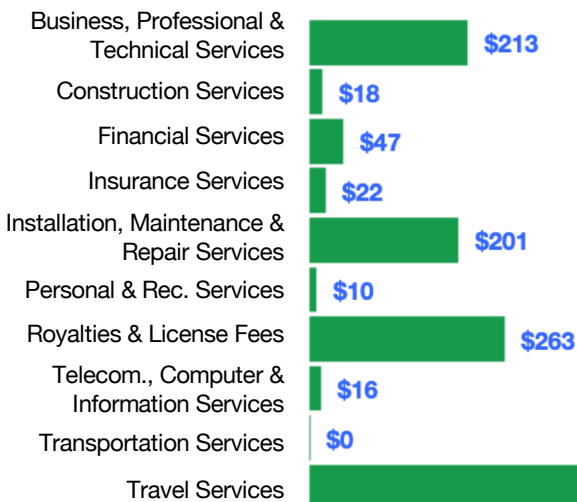
The U.S. services industries are the most competitive and innovative in the world. They provide new economic opportunities and contribute to the successful production of manufacturing and agriculture in the United States and abroad.

2010	2019
\$1.2 billion	\$1.5 billion



West Virginia Services Exports Support 11,600 Jobs

West Virginia Services Exports by Sector, 2019 (\$ millions)



West Virginia Services Exports to Select Countries, 2019

- To China:** \$143 million in services exports supporting 1,150 jobs
- To Canada:** \$122 million in services exports supporting 960 jobs
- To Mexico:** \$88 million in services exports supporting 740 jobs
- To Korea:** \$52 million in services exports supporting 400 jobs
- To Japan:** \$82 million in services exports supporting 580 jobs
- To EU:** \$304 million in services exports supporting 2,130 jobs
- To UK:** \$123 million in services exports supporting 910 jobs

* Sources: National data from the U.S. Bureau of Economic Analysis, state export and jobs data from The Trade Partnership. Copyright 2021. The Coalition of Services Industries. All rights reserved.

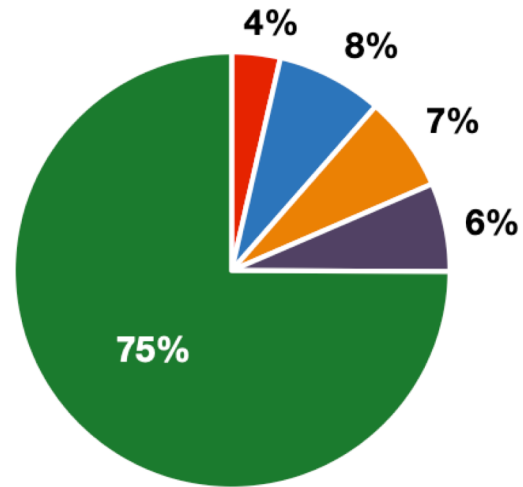
For more information on all fifty states, please visit servicescoalition.org/exports or contact admin@uscsi.org

West Virginia

Services Fuel U.S. Jobs and Growth

Services fuel America's economic growth and jobs, generating more than 77 percent of employment in the United States and 68 percent of GDP. Services are a major component of the manufacturing and agricultural sectors, and they boost the competitiveness of those sectors.

In West Virginia, services accounted for 75 percent of all jobs in 2019. The top services sector for employment was educational, health care, and social assistance services, which alone employed 203,700 West Virginia workers.



■ Services
 ■ Agriculture
 ■ Manufacturing
 ■ Construction
 ■ Public Administration

West Virginia Industries Employ **745,000** Workers

West Virginia Jobs by Sector and Services Subsector, 2019

Agriculture, Forestry, & Mining	26,800
Construction	52,500
Manufacturing	58,600
Public Administration	48,900
Total Services	558,200
<i>Wholesale Trade</i>	14,500
<i>Retail Trade</i>	96,900
<i>Transportation, Warehousing, & Utilities</i>	46,300
<i>Information</i>	8,920
<i>Finance, Insurance, & Real Estate</i>	27,200
<i>Professional, Scientific, & Management</i>	58,500
<i>Education, Health Care, & Social Assistance</i>	203,700
<i>Arts, Entertainment, Accommodation, & Food</i>	68,300
<i>Other Services</i>	33,900