

Washington

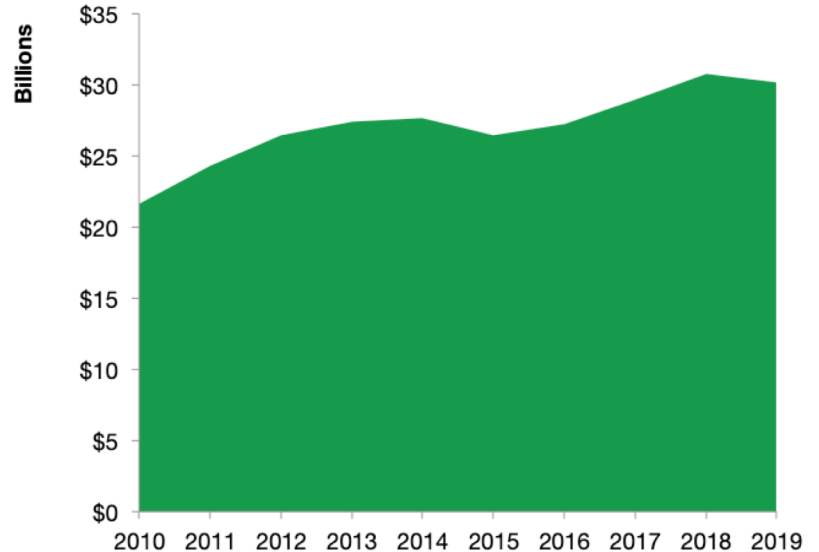
U.S. Services Supply the World

Washington has seen a rise in overall services exports since 2010, boosting state economic growth and jobs, and contributing to the overall U.S. services trade surplus of \$289 billion in 2019.

The U.S. services industries are the most competitive and innovative in the world. They provide new economic opportunities and contribute to the successful production of manufacturing and agriculture in the United States and abroad.

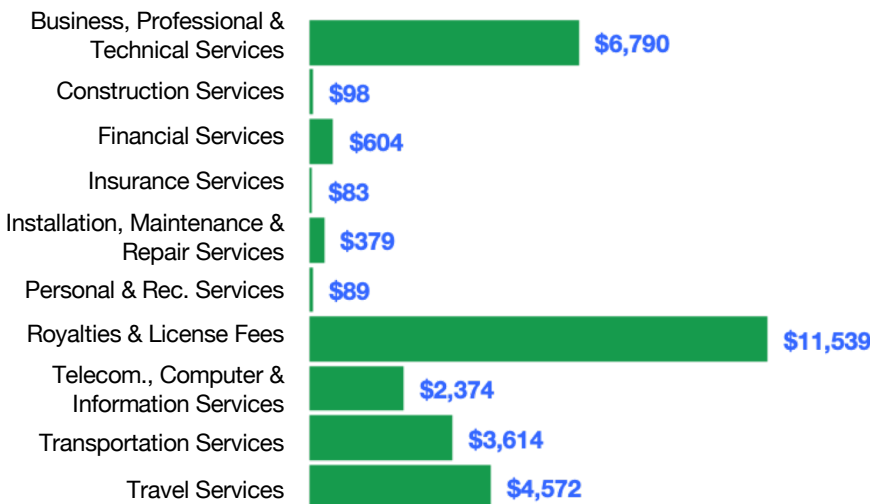
2010	2019
\$21.7 billion	\$30.1 billion

Washington Services Exports



Washington Services Exports Support 155,300 Jobs

Washington Services Exports by Sector, 2019 (\$ millions)



Washington Services Exports to Select Countries, 2019

- To China:** \$1.7 billion in services exports supporting 10,800 jobs
- To Canada:** \$2.0 billion in services exports supporting 11,600 jobs
- To Mexico:** \$972 million in services exports supporting 6,620 jobs
- To Korea:** \$902 million in services exports supporting 4,840 jobs
- To Japan:** \$2.2 billion in services exports supporting 11,000 jobs
- To EU:** \$9.4 billion in services exports supporting 41,700 jobs
- To UK:** \$1.8 billion in services exports supporting 10,300 jobs

* Sources: National data from the U.S. Bureau of Economic Analysis, state export and jobs data from The Trade Partnership.
Copyright 2021. The Coalition of Services Industries. All rights reserved.

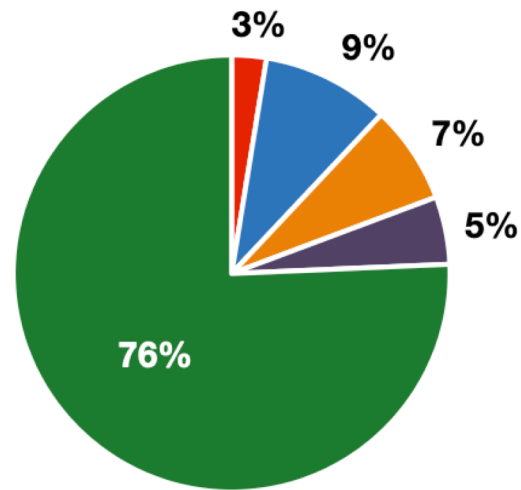
For more information on all fifty states, please visit servicescoalition.org/exports or contact admin@uscisi.org

Washington

Services Fuel U.S. Jobs and Growth

Services fuel America's economic growth and jobs, generating more than 77 percent of employment in the United States and 68 percent of GDP. Services are a major component of the manufacturing and agricultural sectors, and they boost the competitiveness of those sectors.

In Washington, services accounted for 76 percent of all jobs in 2019. The top services sector for employment was educational, health care, and social assistance services, which alone employed 793,000 Washington workers.



Washington Industries Employ **3.7 Million** Workers

Washington Jobs by Sector and Services Subsector, 2019

Agriculture, Forestry, & Mining	96,400
Construction	273,300
Manufacturing	354,400
Public Administration	187,700
Total Services	2,837,800
<i>Wholesale Trade</i>	104,100
<i>Retail Trade</i>	422,400
<i>Transportation, Warehousing, & Utilities</i>	203,000
<i>Information</i>	82,000
<i>Finance, Insurance, & Real Estate</i>	189,800
<i>Professional, Scientific, & Management</i>	524,400
<i>Education, Health Care, & Social Assistance</i>	793,000
<i>Arts, Entertainment, Accommodation, & Food</i>	339,800
<i>Other Services</i>	179,300